

**JB LIGHTING**

# P12

**640 W  
LED WASH**  
with framing module



The compact power pack  
with Fresnel lens for  
first-class lighting design

Zoom  
11°–66°  
(1:6)

Output  
25,000  
lumen

only  
29 dB(A)  
extremely  
quiet

only  
23 kg  
weight

640 W  
white light  
LED

Made in  
GERMANY

...JUST BRILLIANT



## The P12 Wash does an excellent job in every respect!

The P12 Wash with Fresnel lens is not only extremely bright with its 640 watt LED power, but also incredibly light, weighing only 23 kg. It is great fun to handle and operate and leaves a lasting impression with its wash optics and low-noise operation.

JB-Moving lights combine innovative spirit, quality and sound market knowledge with excellent beam characteristics for first-class lighting design. The P12 Wash is a prime example of this, and not only thanks to its 11°–66° zoom range and framing module. In addition to the two color wheels and frost filters, the P12 Wash also impresses with its six gobos, which have been specially designed for wash applications. The P12 Wash is right at home in the brightness class of comparable moving lights with 1,200 watts and a power consumption of just 800 watts.

**The P12 Wash is a versatile powerhouse with features such as:**

- Zoom range from 11°–66° (1:6)
- Framing module with 4 blades
- CMY color mixing unit and linear CTO
- 1 color wheel with 8 colors
- 1 color wheel with 8 correction filters
- 1 gobo wheel with 6 rotating gobos
- Electronic shutter with pre-programmed pulse and ramp functions
- 2 stepless, variable frost filters (soft edge, flood frost)
- Infinitely adjustable high-speed iris
- Graphic color-touch display, rotated electronically
- Flicker-free operation, camera mode 100 Hz–3 kHz
- 4 carrying handles for easy handling
- Ultra-quiet 29 dB(A)



### P12 WASH

HP (High Power)  
6800 K  
46,000 lm (25,000 lm Output)  
CRI > 70 (with High CRI filter > 85)



### P12 WASH

HC (High CRI)  
5800 K  
34,000 lm (19,000 lm Output)  
CRI > 90



DMX



Ethernet

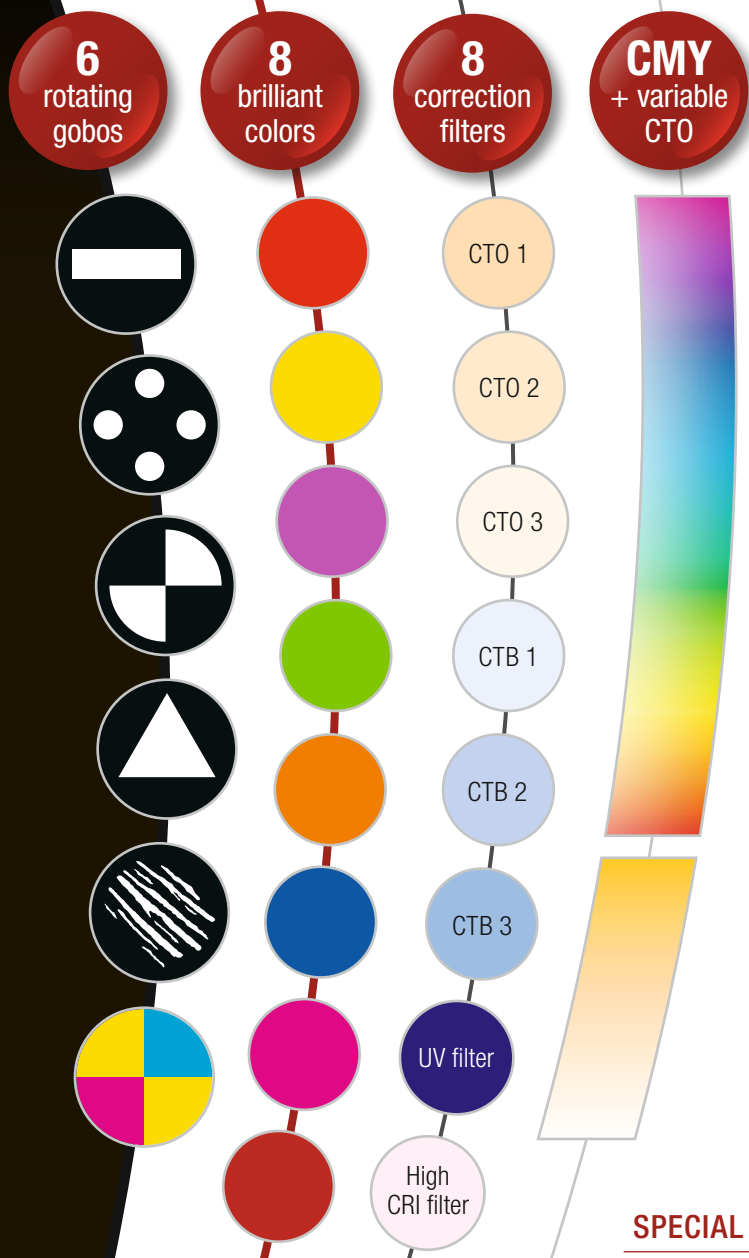


Wifi



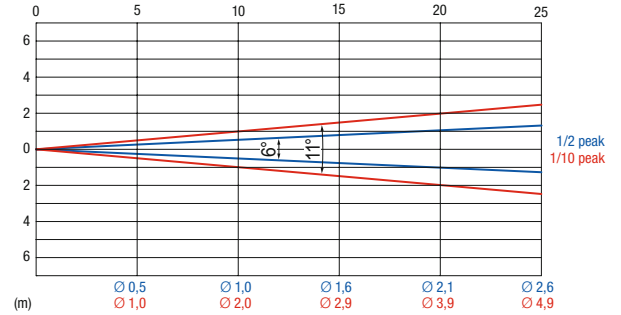
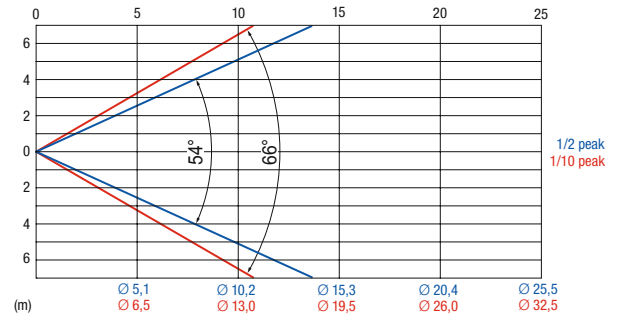
Bluetooth

Find more information at: [www.jb-lighting.de](http://www.jb-lighting.de)

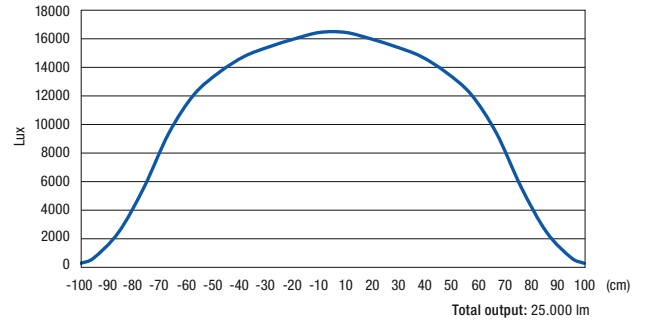


## PHOTOMETRIC DATA

### Beam angle P12 Wash




### Light distribution P12 Wash




## SPECIAL FEATURE P12 WASH: GOBO WHEEL WITH 6 GOBOS


In addition to the +/- 55° rotatable framing module, the P12 Wash is equipped with five gobos and a multi-colour gobo. These rotating gobos can be used to create innovative new lighting effects and – with the aid of the two frost filters – even more diffuse beam shapes/edges.



Gobo projection



Individually controllable blades with variable angle and position



A „total curtain“ effect made separately by each of the 4 blades, also exact parallel position possible

## JB SLIDE-IN TECHNOLOGY

Cleaning and gobo changes are easily possible with the P12 Wash, as all inserts can be removed without tools or manual cable cutting.

## Technical specifications:

### 🔍 Optics and light source

- 640 W white light LED module
- HP (High Power): 6800 K; 46,000 lm (25,000 lm Output); CRI > 70, with High CRI filter > 85
- HC (High CRI): 5800 K; 34,000 lm (19,000 lm Output); CRI > 90
- > 20,000 h life time
- Flicker-free operation, camera mode 100 Hz – 3 kHz
- Zoom range: 11° – 66° (1:6)

### 🌀 Effects

- Framing module with 4 blades – each fully closing (total curtain) and with separate motion and rotation control, module can be rotated by 110°
- 1 gobo wheel with 6 rotate-, position- and interchangeable gobos: 5 gobos + 1 multicolor gobo + open
- CMY color mixing unit for fast and homogeneous color mixing + linear CTO
- 1 color wheel with 8 full and semi colors + open also linear color selection
- 1 color wheel with 8 correction filters + open
- High CRI filter
- 2 frost filters (soft edge/flood frost), continuously variable – optional further frost stages possible
- Motorised infinitely adjustable high-speed iris
- Electronic dimmer 0% – 100%
- Electronic shutter with preprogrammed puls- and ramp functions
- Animation effect / Sparkle effect
- Focus system with auto focus function

### 🚚 Movement

- 3 phase extra strong stepping motors
- Precise, very fast and silent movement
- 540° pan / 280° tilt

### 📡 Control and programming

- USITT DMX-512, RDM
- Ethernet interface with Art-Net and sACN
- Wireless DMX / RDM Lumen Radio CRMX TiMo
- Bluetooth, Wifi
- Color touch display with function keys and battery backup
- Mini USB for software update
- Stand-alone mode, master/slave function
- Built-in DMX analyser

### ⚙️ Construction

- Original JB-Lighting slide-in module technology
- Rugged construction with 4 carrying handles
- Transport lock for pan/tilt
- Fan control for almost noiseless operation, 29 dB(A)
- Graphical display, electronically revolvable
- Neutrik 5pin XLR IN/OUT
- Neutrik powerCON TRUE1 IN/OUT

### 🏗️ Rigging

- 2 Omega brackets for quick and convenient installation

### ⚡ Electrical specification

- Max. power consumption 800 VA
- Input voltage range 100V – 240V, 50/60 Hz

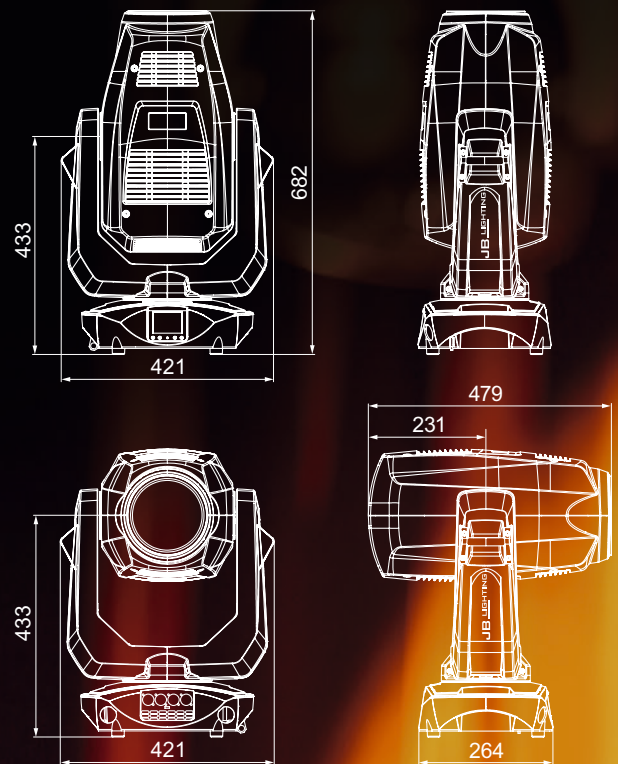
### 📏 Mechanical specifications

- Dimensions: W 421 x D 264 x H 682 mm
- Weight: 23 kg

### 📦 Scope of delivery

- Schuko on powerCON TRUE1, flexible rubber cable (2 m long, 3 x 1.5 mm<sup>2</sup>)
- 2 Omega brackets

## Dimensions:



### + Accessories:

#### AMPTOWN double (Code CASE38)

- with SiP foam inlet and stacking grooves
- Dimensions: W 60 x D 60 x H 90 cm
- Weight without (incl. fixtures): approx. 48 (94) kg

#### AMPTOWN fourfold (Code CASE39)

- with SiP foam inlet and stacking grooves
- Dimensions: W 120 x D 60 x H 90 cm
- Weight without (incl. fixtures): approx. 76 (168) kg



# JB LIGHTING

JB-Lighting Lichtenlagentechnik GmbH  
Sallersteig 15 · D-89134 Blaustein · Tel. +49 (0)7304 9617-0  
E-Mail: info@jb-lighting.de · [www.jb-lighting.de](http://www.jb-lighting.de)