

## Mini Follow Focus MFF-2 Cine Sets

Cine: Gear Ratio 2:1



### MFF-2 Cine Standard Set

Consists of:  
Mini Follow Focus MFF-2 Cine,  
Focus Knob Standard left,  
Focus Gear 0.8/43 teeth,

KK.0005759  
K2.65255.0  
K2.65253.0  
K2.65259.0



### MFF-2 Cine Hard Stop Set

Consists of:  
Mini Follow Focus MFF-2 Cine,  
Focus Knob Hard Stop,  
Focus Gear 0.8/43 teeth,

KK.0005760  
K2.65255.0  
K2.65248.0  
K2.65259.0



### MFF-2 Cine 2-Speed Set

Consists of:  
Mini Follow Focus MFF-2 Cine,  
Focus Knob 2-Speed,  
Focus gear 0.8/43 teeth,

KK.0005761  
K2.65255.0  
K2.66129.0  
K2.65259.0



### MFF-2 Cine Standard/Hard Stop Set

Consists of:  
Mini Follow Focus MFF-2 Cine,  
Focus Knob Standard left,  
Focus Knob Hard stop,  
Focus Gear 0.8/43 teeth,

KK.0005762  
K2.65255.0  
K2.65253.0  
K2.65248.0  
K2.65259.0

## Mini Follow Focus MFF-2 HD Sets

HD: Gear Ratio 1:1



### MFF-2 HD ENG Standard Set

Consists of:  
Mini Follow Focus MFF-2 HD,  
Focus Knob Standard left,  
Focus Gear 0.6/64 teeth,  
Focus Gear 0.5/78 teeth,

KK.0005772  
K2.65260.0  
K2.65253.0  
K2.47632.0  
K2.47631.0



### MFF-2 HD ENG Hard Stop Set

Consists of:  
Mini Follow Focus MFF-2 HD,  
Focus Knob Hard Stop,  
Focus Gear 0.6/64 teeth,  
Focus Gear 0.5/78 teeth,

KK.0005773  
K2.65260.0  
K2.65248.0  
K2.47632.0  
K2.47631.0



### MFF-2 HD SLR Hard Stop Set

Consists of:  
Mini Follow Focus MFF-2 HD,  
Focus Knob Hard Stop,  
Focus gear 0.8/43 teeth,

KK.0005774  
K2.65260.0  
K2.65248.0  
K2.65259.0

## Base and Accessories MFF-2



**MFF-2 Cine**, K2.65255.0  
gears and nob need to be ordered separately gear ratio: 1:2

**Flexible Shaft, short**  
K2.34100.0 (300 mm)



**MFF-2 HD**, K2.65260.0  
gears and knob need to be ordered separately gear ratio: 1:1



**Flexible Shaft, long**  
K2.32731.0 (900 mm)



**Focus lever**  
K2.32730.0

## Follow Focus Gears




**Hard Stop Focus Knob for left**, K2.65248.0 (incl. 1x K4.47621.0)



**Marking Disk bevelled**, K4.47621.0 flat, K2.47292.0




**Focus Knob Standard left**, K2.65253.0 (incl. 1x K2.32701.0)



**Marking disk bevelled**, K2.47248.0 flat, K2.32701.0



**2-Speed Focus Knob left**, K2.66129.0 (incl. 1x K2.32701.0)

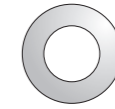


**Marking Disk bevelled**, K2.47248.0 flat, K2.32701.0



**Zip Gear cpl.**, K2.66131.0  
incl. zoom or locking pin to equip photo lens with a proper 0,8 gearing zooming or as a support with LS-11 (for 15 mm rods - rods not incl.)

**Zip Gear Basic Set**, KK.0005755  
consists of 2 zip gears cpl.



**Set of Marking Disk (10x K2.32701.0)**, KK.0005768

**Set of Marking Disk (5x K2.32701)**, KK.0005769



FF Gear 0.8 Mod, 35 Tooth, 10mm

**Module Gear for smaller prime lenses and 16mm zooms**  
K2.65276.0



FF Gear 0.8 Mod, 35 Tooth, 25mm

**Gear for lenses with axial movement of focus ring**  
K2.47557.0



FF Gear 0.8 Mod, 35 Tooth, 45mm

**Gear for prime lenses with large barrels or lenses with extending element when pulling focus**, K2.0020132



FF Gear 0.8 Mod, 43 Tooth, 45mm

**Gear for zoom lenses with large barrels or lenses with extending element when pulling focus**, K2.0020752



FF Gear 0.8 Mod, 43 Tooth, 6mm

**Module Gear for larger prime lenses and 35mm zooms**  
K2.65259.0



FF Gear 32 Dp, 14,5 PA, 35 Tooth, 10mm

**Module Gear for Panavision lenses**  
K2.66055.0



FF Gear 0.5 Mod, 78 Tooth, 6mm, ENG/EFP

**Focus Gear 0.5 Module for Canon ENG/EFP lenses**  
K2.47631.0



FF Gear 0.5 Mod, 78 Tooth, 10mm, ENG

**Module Gear - wide face for Canon and Angenieux ENG lenses**, K2.65124.0



FF Gear 0.6 Mod, 64 Tooth, 6mm, ENG/EFP

**Focus Gear 0.6 Module for Fujinon ENG/EFP lenses**  
K2.47632.0



FF Gear 0.6 Mod, 64 Tooth, 10mm, ENG

**Module Gear - wide face for Fujinon ENG lenses**  
K2.65125.0



FF Gear 0.8 Mod, 64 Tooth, 6mm

**Gear for larger prime lenses or for higher transmission ratio on FF5 HD with larger lenses**, K2.65102.0



**Friction gear**  
K2.66130.0