

Orbiter®

DMX Mode Specification V4.5

LIGHTING - TECHNICAL INFORMATION

L5.0037960

08 / 2020

Revision History

Date	Changes	Sign
26.08.2020	First Release	PM-SW

© 2018 – 2020 Arnold & Richter Cine Technik GmbH & Co. Betriebs KG.

All rights reserved. Information subject to change without notice. ARRI and all affiliated companies disclaim liability for any injury, damage, direct or indirect loss, consequential or economic loss or any other loss occasioned by the use of, inability to use or reliance on the information contained in this document.

No part of this document may be used for distribution, reproduction, transmission, transcription, storage in a data retrieval system, or translated into any language in any form by any means without the prior written permission of ARRI. If you are downloading files from our web pages for your personal use, make sure to check for updated versions. ARRI cannot take any liability whatsoever for downloaded files, as technical data are subject to change without notice.

ARRI, the ARRI Logo, ARRIMAX, ARRISUN, EB, LiOS, L-Series, MAX Technology, M-Series, Orbiter, POCKETPAR, Quick Lighting Mount, True Blue, SkyPanel, SKYPANEL, T 12 and T 24 are registered trademarks of Arnold & Richter Cine Technik GmbH & Co. Betriebs KG.

Revision History 2

Table of Content 3

Green / Magenta Point & Favorite Channel 4

Extended Color Control 5

DMX Protocol Specification

 CCT & RGBACL Modes 1 & 6 6

 CCT Modes 2 & 7 8

 CCT & HSI Modes 3 & 8 9

 RGBACL Modes 4 & 9 10

 HSI Modes 5 & 10 11

 Gel Selection Modes 11 & 12 12

 x, y Coordinates Modes 13 & 14 21

 Source Matching Modes 15 & 16 22

 Lighting Effects Modes 17 & 18 25

 Ultimate Modes 19 & 20 30

Equations for Conversion 34



Green / Magenta Point - Average Equivalents

Setting	Rosco #
Full -Green	3308
1/2 -Green	3313
1/4 -Green	3314
1/8 -Green	3318
Full +Green	3304
1/2 +Green	3315
1/4 +Green	3316
1/8 +Green	3317

Favorite Channel - DMX Value Allocation

DMX Channel	Parameter Name	Function	Value 8 Bit		% 8 Bit		% 8 Bit		% 16 Bit	
			Start	End	Start	End	Start	End	Start	End
Depending on DMX Mode	Favorites	No Effect	0	9	-	-	1*	-	-	-
	User Defined Favorites	Favorite 01	10	-	-	-	-	-	-	-
		Favorite 02	11	-	-	-	-	-	-	-
		Favorite 03	12	-	-	-	-	-	-	-
		Favorite 04	13	-	-	-	-	-	-	-
		Favorite 05	14	-	-	-	-	-	-	-
		Favorite 06	15	-	-	-	-	-	-	-
		-	-	-	-	-	-	-
		Favorite 246	255	-	-	-	-	-	-	-



Parameter Allocation (see example on Mode 1 & 6, CCT & RGBACL)

Parameter	Channel Layout		
	8 Bit	16 Bit	
		Hi	Lo
Warmer / Cooler	I + 1	I + 1	I + 2
Saturate / Desaturate	I + 2	I + 3	I + 4
+ Red / - Red	I + 3	I + 5	I + 6
+ Green / - Green	I + 4	I + 7	I + 8
+ Blue / - Blue	I + 5	I + 9	I + 10
+ Cyan / - Cyan	I + 6	I + 11	I + 12
+ Magenta / - Magenta	I + 7	I + 13	I + 14
+ Yellow / - Yellow	I + 8	I + 15	I + 16

I = Highest channel number of selected mode

DMX Value Allocation (see example on Mode 1 & 6, CCT & RGBACL)

Parameter	Function	Value 8 Bit		% 8 Bit		Value 16 Bit		% 16 Bit	
		Start	End	Start	End	Start	End	Start	End
Any	Neutral	0	19	0%	7%	0	4883	0%	7%
	- 1.000 → 0.000 (Neutral)	20	127	8%	50%	4884	32767	8%	50%
	Neutral	128	147	51%	57%	32768	37779	51%	57%
	0.000 (Neutral) → + 1.000	148	255	58%	100%	37780	65535	58%	100%



Product Line: **Orbiter**
 Mode Version: **4.5**

Mode 1: 8 Bit
Mode 6: 16 Bit

Fixed Channels

DMX Channel		Icon	Parameter Name	Function	Value 8 Bit		% 8 Bit		Value 16 Bit		% 16 Bit	
8 Bit	16 Bit				Start	End	Start	End	Start	End	Start	End
01	01/02		Dimmer	Closed → Open	0	255	0%	100%	0	65535	0%	100%
02	03/04		Color Temperature CCT	2.000 K → 20.000 K	0	255	0%	100%	0	65535	0%	100%
03	05/06		Green - Magenta Point	Neutral / No Effect	0	10	0%	4%	0	4587	0%	7%
				Full Minus Green	11	20	5%	8%	4588	9830	8%	15%
				-99 % → -1 %	21	119	9%	47%	9831	30145	16%	46%
				Neutral / No Effect	120	145	48%	57%	30146	39976	47%	61%
				1 % → 99 %	146	244	58%	96%	39977	60292	62%	92%
04	07/08		Cross Fade to Color	White → RGBACL Color	0	255	0%	100%	0	65535	0%	100%
05	09/10		Intensity Red	0 % → 100 %	0	255	0%	100%	0	65535	0%	100%
06	11/12		Intensity Green	0 % → 100 %	0	255	0%	100%	0	65535	0%	100%
07	13/14		Intensity Blue	0 % → 100 %	0	255	0%	100%	0	65535	0%	100%
08	15/16		Intensity Amber	0 % → 100 % (Only used when Calibration is "Off" in RGBW mode)	0	255	0%	100%	0	65535	0%	100%
09	17/18		Intensity Cyan	0 % → 100 % (Only used when Calibration is "Off" in RGBW mode)	0	255	0%	100%	0	65535	0%	100%
10	19/20		Intensity Lime	0 % → 100 % (Only used when Calibration is "Off" in RGBW mode)	0	255	0%	100%	0	65535	0%	100%
11	21/22		Intensity White	0 % → 100 % (Only used when Calibration is "On" in RGBW mode)	0	255	0%	100%	0	65535	0%	100%
12	23/24		CCT Value	for Calibrated RGBW White Point (Only used when Calibration is "On")	0	255	0%	100%	0	65535	0%	100%
13	25/26		Green - Magenta Value	for Calibrated RGBW White Point (Only used when Calibration is "On")	0	10	0%	4%	0	4587	0%	7%
					11	20	5%	8%	4588	9830	8%	15%
					21	119	9%	47%	9831	30145	16%	46%
					120	145	48%	57%	30146	39976	47%	61%
					146	244	58%	96%	39977	60292	62%	92%
					245	255	97%	100%	60293	65535	93%	100%

Reduced Channels (If the DMX setting "Reduce Channels" is "ON", the following channels shall be automatically eliminated from all DMX modes)

DMX Channel		Icon	Parameter Name	Function	Value 8 Bit		% 8 Bit		Value 16 Bit		% 16 Bit	
8 Bit	16 Bit				Start	End	Start	End	Start	End	Start	End
14	27		Fan Control <i>Note: Fan Mode reverts to fixture manu setting, when DMX signal is lost.</i>	Use Fan Mode Setting of Fixture Menu	0	9	0%	3%	-	-	-	-
				Quiet, Fan Speed Fixed	10	57	4%	22%	-	-	-	-
				Variable, Fan Speed Variable	58	105	23%	41%	-	-	-	-
				High Temp, Fan Speed Fixed	106	153	42%	60%	-	-	-	-
				Reserved	154	201	61%	78%	-	-	-	-
				Fan at Full Speed	202	249	79%	98%	-	-	-	-
				Fan Off	250	255	99%	100%	-	-	-	-
15	28		Favorites User Defined Favorites	No Effect	0	9	1*	-	-	-	-	-
				Favorite 01	10	-	-	-	-	-	-	-
				Favorite 02	11	-	-	-	-	-	-	-
				Favorite 03	12	-	-	-	-	-	-	-
				Favorite 04	13	-	-	-	-	-	-	-
				Favorite 05	14	-	-	-	-	-	-	-
				Favorite 06	15	-	-	-	-	-	-	-
				-	-	-	-	-	-	-
Favorite 246	255	-	-	-	-	-	-	-				
16	29		Light Strobe	No Effect	0	19	0%	7%	-	-	-	-
				1 Flash / s → 25 Flashes / s	20	255	8%	100%	-	-	-	-
17	30		Reserved for Future Use	-	-	-	-	-	-	-	-	

* Providing a percentage less than "1" is not possible



Product Line: **Orbiter**
 Mode Version: **4.5**

Mode 1: 8 Bit
Mode 6: 16 Bit

Extended Color Control (If the DMX setting "Reduce Channels" is "ON", the following channels shall be automatically eliminated from all DMX modes)

16 Bit		8 Bit	Parameter Name	Function	Value 8 Bit		% 8 Bit		Value 16 Bit		% 16 Bit	
HI	LO				Start	End	Start	End	Start	End	Start	End
31	32	18	Warmer / Cooler	Neutral	0	19	0%	7%	0	4883	0%	7%
				Full Cool (-1.000) → Neutral (0.000)	20	127	8%	50%	4884	32767	8%	50%
				Neutral	128	147	51%	57%	32768	37779	51%	57%
				Neutral (0.000) → Full Warm (+1.000)	148	255	58%	100%	37780	65535	58%	100%
33	34	19	Saturate / Desaturate	Neutral	0	19	0%	7%	0	4883	0%	7%
				Full Desaturate (-1.000) → Neutral (0.000)	20	127	8%	50%	4884	32767	8%	50%
				Neutral	128	147	51%	57%	32768	37779	51%	57%
				Neutral (0.000) → Full Saturate (+1.000)	148	255	58%	100%	37780	65535	58%	100%
35	36	20	+ Red / - Red	Neutral	0	19	0%	7%	0	4883	0%	7%
				Full -Red (-1.000) → Neutral (0.000)	20	127	8%	50%	4884	32767	8%	50%
				Neutral	128	147	51%	57%	32768	37779	51%	57%
				Neutral (0.000) → Full +Red (+1.000)	148	255	58%	100%	37780	65535	58%	100%
37	38	21	+ Green / - Green	Neutral	0	19	0%	7%	0	4883	0%	7%
				Full -Green (-1.000) → Neutral (0.000)	20	127	8%	50%	4884	32767	8%	50%
				Neutral	128	147	51%	57%	32768	37779	51%	57%
				Neutral (0.000) → Full +Green (+1.000)	148	255	58%	100%	37780	65535	58%	100%
39	40	22	+ Blue / - Blue	Neutral	0	19	0%	7%	0	4883	0%	7%
				Full -Blue (-1.000) → Neutral (0.000)	20	127	8%	50%	4884	32767	8%	50%
				Neutral	128	147	51%	57%	32768	37779	51%	57%
				Neutral (0.000) → Full +Blue (+1.000)	148	255	58%	100%	37780	65535	58%	100%
41	42	23	+ Cyan / - Cyan	Neutral	0	19	0%	7%	0	4883	0%	7%
				Full -Cyan (-1.000) → Neutral (0.000)	20	127	8%	50%	4884	32767	8%	50%
				Neutral	128	147	51%	57%	32768	37779	51%	57%
				Neutral (0.000) → Full +Cyan (+1.000)	148	255	58%	100%	37780	65535	58%	100%
43	44	24	+ Magenta / - Magenta	Neutral	0	19	0%	7%	0	4883	0%	7%
				Full -Magenta (-1.000) → Neutral (0.000)	20	127	8%	50%	4884	32767	8%	50%
				Neutral	128	147	51%	57%	32768	37779	51%	57%
				Neutral (0.000) → Full +Magenta (+1.000)	148	255	58%	100%	37780	65535	58%	100%
45	46	25	+ Yellow / - Yellow	Neutral	0	19	0%	7%	0	4883	0%	7%
				Full -Yellow (-1.000) → Neutral (0.000)	20	127	8%	50%	4884	32767	8%	50%
				Neutral	128	147	51%	57%	32768	37779	51%	57%
				Neutral (0.000) → Full +Yellow (+1.000)	148	255	58%	100%	37780	65535	58%	100%



Product Line: **Orbiter**
 Mode Version: **4.5**

Mode 2: 8 Bit
Mode 7: 16 Bit

Fixed Channels

DMX Channel		Icon	Parameter Name	Function	Value 8 Bit		% 8 Bit		Value 16 Bit		% 16 Bit	
8 Bit	16 Bit				Start	End	Start	End	Start	End	Start	End
01	01/02		Dimmer	Closed → Open	0	255	0%	100%	0	65535	0%	100%
02	03/04		Color Temperature CCT	2.000 K → 20.000 K	0	255	0%	100%	0	65535	0%	100%
03	05/06		Green - Magenta Point	Neutral / No Effect	0	10	0%	4%	0	4587	0%	7%
				Full Minus Green	11	20	5%	8%	4588	9830	8%	15%
				-99 % → -1 %	21	119	9%	47%	9831	30145	16%	46%
				Neutral / No Effect	120	145	48%	57%	30146	39976	47%	61%
				1 % → 99 %	146	244	58%	96%	39977	60292	62%	92%
				Full Plus Green	245	255	97%	100%	60293	65535	93%	100%

Reduced Channels (If the DMX setting "Reduce Channels" is "ON", the following channels shall be automatically eliminated from all DMX modes)

DMX Channel		Icon	Parameter Name	Function	Value 8 Bit		% 8 Bit		Value 16 Bit		% 16 Bit	
8 Bit	16 Bit				Start	End	Start	End	Start	End	Start	End
04	07		Fan Control <i>Note: Fan Mode reverts to fixture manu setting, when DMX signal is lost.</i>	Use Fan Mode Setting of Fixture Menu	0	9	0%	3%	-	-	-	-
				Quiet, Fan Speed Fixed	10	57	4%	22%	-	-	-	-
				Variable, Fan Speed Variable	58	105	23%	41%	-	-	-	-
				High Temp, Fan Speed Fixed	106	153	42%	60%	-	-	-	-
				Reserved	154	201	61%	78%	-	-	-	-
				Fan at Full Speed	202	249	79%	98%	-	-	-	-
				Fan Off	250	255	99%	100%	-	-	-	-
05	08		Favorites User Defined Favorites	No Effect	0	9	1*	-	-	-	-	-
				Favorite 01	10	-	-	-	-	-	-	-
				Favorite 02	11	-	-	-	-	-	-	-
				Favorite 03	12	-	-	-	-	-	-	-
				Favorite 04	13	-	-	-	-	-	-	-
				Favorite 05	14	-	-	-	-	-	-	-
				Favorite 06	15	-	-	-	-	-	-	-
				-	-	-	-	-	-	-
				Favorite 246	255	-	-	-	-	-	-	
06	09		Light Strobe	No Effect	0	19	0%	7%	-	-	-	-
				1 Flash / s → 25 Flashes / s	20	255	8%	100%	-	-	-	-
07	10		Reserved for Future Use	-	-	-	-	-	-	-	-	

* Providing a percentage less than "1" is not possible

Extended Color Control (If the DMX setting "Reduce Channels" is "ON", the following channels shall be automatically eliminated from all DMX modes)

[See page 5 for more information. An example can be found on page 7.](#)



Product Line: **Orbiter**
 Mode Version: **4.5**

Mode 3: 8 Bit
Mode 8: 16 Bit

DMX Channel		Icon	Parameter Name	Function	Value 8 Bit		% 8 Bit		Value 16 Bit		% 16 Bit	
8 Bit	16 Bit				Start	End	Start	End	Start	End	Start	End
01	01/02		Dimmer	Closed → Open	0	255	0%	100%	0	65535	0%	100%
02	03/04		Color Temperature CCT	2.000 K → 20.000 K	0	255	0%	100%	0	65535	0%	100%
03	05/06		Green - Magenta Point	Neutral / No Effect	0	10	0%	4%	0	4587	0%	7%
				Full Minus Green	11	20	5%	8%	4588	9830	8%	15%
				-99 % → -1 %	21	119	9%	47%	9831	30145	16%	46%
				Neutral / No Effect	120	145	48%	57%	30146	39976	47%	61%
				1 % → 99 %	146	244	58%	96%	39977	60292	62%	92%
			Full Plus Green	245	255	97%	100%	60293	65535	93%	100%	
04	07/08		Cross Fade to Color	White → HSI Color	0	255	0%	100%	0	65535	0%	100%
05	09/10		Hue	0° → 360°	0	255	0%	100%	0	65535	0%	100%
06	11/12		Saturation	0 → Full Saturation	0	255	0%	100%	0	65535	0%	100%

Reduced Channels (If the DMX setting "Reduce Channels" is "ON", the following channels shall be automatically eliminated from all DMX modes)

DMX Channel		Icon	Parameter Name	Function	Value 8 Bit		% 8 Bit		Value 16 Bit		% 16 Bit	
8 Bit	16 Bit				Start	End	Start	End	Start	End	Start	End
07	13		Fan Control <i>Note: Fan Mode reverts to fixture manu setting, when DMX signal is lost.</i>	Use Fan Mode Setting of Fixture Menu	0	9	0%	3%	-	-	-	-
				Quiet, Fan Speed Fixed	10	57	4%	22%	-	-	-	-
				Variable, Fan Speed Variable	58	105	23%	41%	-	-	-	-
				High Temp, Fan Speed Fixed	106	153	42%	60%	-	-	-	-
				Reserved	154	201	61%	78%	-	-	-	-
				Fan at Full Speed	202	249	79%	98%	-	-	-	-
			Fan Off	250	255	99%	100%	-	-	-	-	
08	14		Favorites User Defined Favorites	No Effect	0	9	1*	-	-	-	-	-
				Favorite 01	10	-	-	-	-	-	-	-
				Favorite 02	11	-	-	-	-	-	-	-
				Favorite 03	12	-	-	-	-	-	-	-
				Favorite 04	13	-	-	-	-	-	-	-
				Favorite 05	14	-	-	-	-	-	-	-
				Favorite 06	15	-	-	-	-	-	-	-
				-	-	-	-	-	-	-
			Favorite 246	255	-	-	-	-	-	-		
09	15		Light Strobe	No Effect	0	19	0%	7%	-	-	-	-
				1 Flash / s → 25 Flashes / s	20	255	8%	100%	-	-	-	-
10	16		Reserved for Future Use	-	-	-	-	-	-	-	-	

* Providing a percentage less than "1" is not possible

Extended Color Control (If the DMX setting "Reduce Channels" is "ON", the following channels shall be automatically eliminated from all DMX modes)
[See page 5 for more information. An example can be found on page 7.](#)



Product Line: **Orbiter**
 Mode Version: **4.5**

Mode 4: 8 Bit
Mode 9: 16 Bit

DMX Channel		Icon	Parameter Name	Function	Value 8 Bit		% 8 Bit		Value 16 Bit		% 16 Bit	
8 Bit	16 Bit				Start	End	Start	End	Start	End	Start	End
01	01/02		Dimmer	Closed → Open	0	255	0%	100%	0	65535	0%	100%
02	03/04		Intensity Red	0 % → 100 %	0	255	0%	100%	0	65535	0%	100%
03	05/06		Intensity Green	0 % → 100 %	0	255	0%	100%	0	65535	0%	100%
04	07/08		Intensity Blue	0 % → 100 %	0	255	0%	100%	0	65535	0%	100%
05	09/10		Intensity Amber	0 % → 100 % (Only used when Calibration is "Off" in RGBACL mode)	0	255	0%	100%	0	65535	0%	100%
06	11/12		Intensity Cyan	0 % → 100 % (Only used when Calibration is "Off" in RGBACL mode)	0	255	0%	100%	0	65535	0%	100%
07	13/14		Intensity Lime	0 % → 100 % (Only used when Calibration is "Off" in RGBACL mode)	0	255	0%	100%	0	65535	0%	100%
08	15/16		Intensity White	0 % → 100 % (Only used when Calibration is "On" in RGBACL mode)	0	255	0%	100%	0	65535	0%	100%
09	17/18		CCT value for calibrated RGBW white point	(Only used when Calibration is "On" in RGBACL mode)	-	-	0%	100%	-	-	0%	100%
10	19/20		G/M value for calibrated RGBW white point	(Only used when Calibration is "On" in RGBACL mode)	-	-	0%	100%	-	-	0%	100%

Reduced Channels (If the DMX setting "Reduce Channels" is "ON", the following channels shall be automatically eliminated from all DMX modes)

DMX Channel		Icon	Parameter Name	Function	Value 8 Bit		% 8 Bit		Value 16 Bit		% 16 Bit	
8 Bit	16 Bit				Start	End	Start	End	Start	End	Start	End
11	21		Fan Control <i>Note: Fan Mode reverts to fixture manu setting, when DMX signal is lost.</i>	Use Fan Mode Setting of Fixture Menu	0	9	0%	3%	-	-	-	-
				Quiet, Fan Speed Fixed	10	57	4%	22%	-	-	-	-
				Variable, Fan Speed Variable	58	105	23%	41%	-	-	-	-
				High Temp, Fan Speed Fixed	106	153	42%	60%	-	-	-	-
				Reserved	154	201	61%	78%	-	-	-	-
				Fan at Full Speed	202	249	79%	98%	-	-	-	-
				Fan Off	250	255	99%	100%	-	-	-	-
12	22		Favorites User Defined Favorites	No Effect	0	9	1*	-	-	-	-	-
				Favorite 01	10	-	-	-	-	-	-	-
				Favorite 02	11	-	-	-	-	-	-	-
				Favorite 03	12	-	-	-	-	-	-	-
				Favorite 04	13	-	-	-	-	-	-	-
				Favorite 05	14	-	-	-	-	-	-	-
				Favorite 06	15	-	-	-	-	-	-	-
				-	-	-	-	-	-	-
Favorite 246	255	-	-	-	-	-	-	-				
13	23		Light Strobe	No Effect	0	19	0%	7%	-	-	-	-
				1 Flash / s → 25 Flashes / s	20	255	8%	100%	-	-	-	-
14	24		Reserved for Future Use	-	-	-	-	-	-	-	-	

* Providing a percentage less than "1" is not possible

Extended Color Control (If the DMX setting "Reduce Channels" is "ON", the following channels shall be automatically eliminated from all DMX modes)
[See page 5 for more information. An example can be found on page 7.](#)



Product Line: **Orbiter**
 Mode Version: **4.5**

Mode 5: 8 Bit
Mode 10: 16 Bit

DMX Channel		Icon	Parameter Name	Function	Value 8 Bit		% 8 Bit		Value 16 Bit		% 16 Bit	
8 Bit	16 Bit				Start	End	Start	End	Start	End	Start	End
01	01/02		Dimmer	Closed → Open	0	255	0%	100%	0	65535	0%	100%
02	03/04		Hue	0° → 360°	0	255	0%	100%	0	65535	0%	100%
03	05/06		Saturation	0 → Full Saturation	0	255	0%	100%	0	65535	0%	100%

Reduced Channels (If the DMX setting "Reduce Channels" is "ON", the following channels shall be automatically eliminated from all DMX modes)

DMX Channel		Icon	Parameter Name	Function	Value 8 Bit		% 8 Bit		Value 16 Bit		% 16 Bit	
8 Bit	16 Bit				Start	End	Start	End	Start	End	Start	End
04	07		Fan Control <i>Note: Fan Mode reverts to fixture manu setting, when DMX signal is lost.</i>	Use Fan Mode Setting of Fixture Menu	0	9	0%	3%	-	-	-	-
				Quiet, Fan Speed Fixed	10	57	4%	22%	-	-	-	-
				Variable, Fan Speed Variable	58	105	23%	41%	-	-	-	-
				High Temp, Fan Speed Fixed	106	153	42%	60%	-	-	-	-
				Reserved	154	201	61%	78%	-	-	-	-
				Fan at Full Speed	202	249	79%	98%	-	-	-	-
			Fan Off	250	255	99%	100%	-	-	-	-	
05	08		Favorites	No Effect	0	9	1*	-	-	-	-	-
				User Defined Favorites	Favorite 01	10	-	-	-	-	-	-
			Favorite 02	11	-	-	-	-	-	-	-	
			Favorite 03	12	-	-	-	-	-	-	-	
			Favorite 04	13	-	-	-	-	-	-	-	
			Favorite 05	14	-	-	-	-	-	-	-	
			Favorite 06	15	-	-	-	-	-	-	-	
			-	-	-	-	-	-	-	
			Favorite 246	255	-	-	-	-	-	-		
06	09		Light Strobe	No Effect	0	19	0%	7%	-	-	-	-
				1 Flash / s → 25 Flashes / s	20	255	8%	100%	-	-	-	-
07	10		Reserved for Future Use	-	-	-	-	-	-	-	-	

* Providing a percentage less than "1" is not possible

Extended Color Control (If the DMX setting "Reduce Channels" is "ON", the following channels shall be automatically eliminated from all DMX modes)
[See page 5 for more information. An example can be found on page 7.](#)



Product Line: **Orbiter**
 Mode Version: **4.5**

Mode 11: 8 Bit
Mode 12: 16 Bit

DMX Channel		Icon	Parameter Name	Function	Value 8 Bit		% 8 Bit		Value 16 Bit		% 16 Bit	
8 Bit	16 Bit				Start	End	Start	End	Start	End	Start	End
01	01/02		Dimmer	Closed → Open	0	255	0%	100%	0	65535	0%	100%
02	03/04	GEL	Gel, CCT Selection	2.000 K → 20.000 K	0	255	0%	100%	0	65535	0%	100%
03	05	GEL	Gel, Color Matching Selection	Best Color <i>Note: Color Quality Optimized</i>	0	84	0%	33%	-	-	-	-
				Brightest <i>Note: Color Brightness Optimized</i>	85	170	34%	66%	-	-	-	-
				No Color Gel	171	255	67%	100%	-	-	-	-
04	06	GEL	Gel, Brand	Choose Category on Channel 5, Gel on Channel 6								
				Rosco	0	127	0%	50%	-	-	-	-
				LEE Filters	128	255	51%	100%	-	-	-	-
05	07	GEL	Gel, Category (Brand Dependent)	Choose Gel Manufacturer on Channel 4								
				Category 1 Rosco: Color Correction LEE: Color Correction	0	50	0%	20%	-	-	-	-
				Category 2 Rosco: CalColor LEE: Color Filters	51	101	21%	39%	-	-	-	-
				Category 3 Rosco: Storaro Selection LEE: 600 Series	102	152	40%	60%	-	-	-	-
				Category 4 Rosco: Cinelux LEE: Cosmetic Filters	153	203	61%	80%	-	-	-	-
				Category 5 LEE: 700 Series	204	255	81%	100%	-	-	-	-
06	08	GEL	Gel	See "Gels" Table	0	255	0%	100%	-	-	-	-

Reduced Channels (If the DMX setting "Reduce Channels" is "ON", the following channels shall be automatically eliminated from all DMX modes)

DMX Channel		Icon	Parameter Name	Function	Value 8 Bit		% 8 Bit		Value 16 Bit		% 16 Bit	
8 Bit	16 Bit				Start	End	Start	End	Start	End	Start	End
07	09		Fan Control <i>Note: Fan Mode reverts to fixture manu setting, when DMX signal is lost.</i>	Use Fan Mode Setting of Fixture Menu	0	9	0%	3%	-	-	-	-
				Quiet, Fan Speed Fixed	10	57	4%	22%	-	-	-	-
				Variable, Fan Speed Variable	58	105	23%	41%	-	-	-	-
				High Temp, Fan Speed Fixed	106	153	42%	60%	-	-	-	-
				Reserved	154	201	61%	78%	-	-	-	-
				Fan at Full Speed	202	249	79%	98%	-	-	-	-
				Fan Off	250	255	99%	100%	-	-	-	-
08	10	★	Favorites User Defined Favorites	No Effect	0	9	1*	-	-	-	-	-
				Favorite 01	10	-	-	-	-	-	-	-
				Favorite 02	11	-	-	-	-	-	-	-
				Favorite 03	12	-	-	-	-	-	-	-
				Favorite 04	13	-	-	-	-	-	-	-
				Favorite 05	14	-	-	-	-	-	-	-
				Favorite 06	15	-	-	-	-	-	-	-
				-	-	-	-	-	-	-
Favorite 246	255	-	-	-	-	-	-	-				
09	11	⚡	Light Strobe	No Effect	0	19	0%	7%	-	-	-	-
				1 Flash / s → 25 Flashes / s	20	255	8%	100%	-	-	-	-
10	12		Reserved for Future Use	-	-	-	-	-	-	-	-	

* Providing a percentage less than "1" is not possible

Extended Color Control (If the DMX setting "Reduce Channels" is "ON", the following channels shall be automatically eliminated from all DMX modes)
[See page 5 for more information. An example can be found on page 7.](#)

Category 1 | Rosco: Color Correction

DMX Channel		Gel Name	Gel Number	Value 8 Bit*		% 8 Bit*	
8 Bit	16 Bit			Start	End	Start	End
Dependent on Mode		Full CTB	3202	0	1	-	-
		3/4 CTB	3203	2	3	-	-
		1/2 CTB	3204	4	5	-	-
		1/3 CTB	3206	6	7	-	-
		1/4 CTB	3208	8	9	-	-
		1/8 CTB	3216	10	11	-	-
		Double CTB	3220	12	13	-	-
		Full CTO	3407	14	15	-	-
		3/4 CTO	3411	16	17	-	-
		1/2 CTO	3408	18	19	-	-
		1/4 CTO	3409	20	21	-	-
		1/8 CTO	3410	22	23	-	-
		Double CTO	3420	24	25	-	-
		Full CTS	3441	26	27	-	-
		1/2 CTS	3442	28	29	-	-
		1/4 CTS	3443	30	31	-	-
		1/8 CTS	3444	32	33	-	-
		Full Plusgreen	3304	34	35	-	-
		1/2 Plusgreen	3315	36	37	-	-
		1/4 Plusgreen	3316	38	39	-	-
		1/8 Plusgreen	3317	40	41	-	-
		Full Minusgreen	3308	42	43	-	-
		3/4 Minusgreen	3309	44	45	-	-
		1/2 Minusgreen	3313	46	47	-	-
		1/4 Minusgreen	3314	48	49	-	-
		1/8 Minusgreen	3318	50	51	-	-
		Fluorofilter	3310	52	53	-	-
		Industrial Vapor	3150	54	55	-	-
		Urban Vapor	3152	56	57	-	-
		Tough Y-1	3107	58	59	-	-
	Tough MT 54	3134	60	61	-	-	
	Tough MTY	3106	62	63	-	-	
	Tough MT2	3102	64	65	-	-	
	Reserved for Future Use	-	66	255	-	-	

* 8 Bit ONLY

Category 2 | Rosco: CalColor

DMX Channel		Gel Name	Gel Number	Value 8 Bit*		% 8 Bit*	
8 Bit	16 Bit			Start	End	Start	End
Dependent on Mode		15 Blue	4215	0	1	-	-
		30 Blue	4230	2	3	-	-
		60 Blue	4260	4	5	-	-
		90 Blue	4290	6	7	-	-
		7 Cyan	4307	8	9	-	-
		15 Cyan	4315	10	11	-	-
		30 Cyan	4330	12	13	-	-
		60 Cyan	4360	14	15	-	-
		90 Cyan	4390	16	17	-	-
		15 Green	4415	18	19	-	-
		30 Green	4430	20	21	-	-
		60 Green	4460	22	23	-	-
		90 Green	4490	24	25	-	-
		15 Yellow	4515	26	27	-	-
		30 Yellow	4530	28	29	-	-
		60 Yellow	4560	30	31	-	-
		90 Yellow	4590	32	33	-	-
		15 Red	4615	34	35	-	-
		30 Red	4630	36	37	-	-
		60 Red	4660	38	39	-	-
		90 Red	4690	40	41	-	-
		15 Magenta	4715	42	43	-	-
		30 Magenta	4730	44	45	-	-
		60 Magenta	4760	46	47	-	-
		90 Magenta	4790	48	49	-	-
		15 Pink	4815	50	51	-	-
		30 Pink	4830	52	53	-	-
		60 Pink	4860	54	55	-	-
	90 Pink	4890	56	57	-	-	
	15 Lavender	4915	58	59	-	-	
	30 Lavender	4930	60	61	-	-	
	60 Lavender	4960	62	63	-	-	
	90 Lavender	4990	64	65	-	-	
	Reserved for Future Use	-	66	255	-	-	

* 8 Bit ONLY

Category 3 | Rosco: Storaro Selection

DMX Channel		Gel Name	Gel Number	Value 8 Bit*		% 8 Bit*	
8 Bit	16 Bit			Start	End	Start	End
Dependent on Mode		VS Red	2001	0	1	-	-
		VS Orange	2202	2	3	-	-
		VS Yellow	2003	4	5	-	-
		VS Green	2004	6	7	-	-
		VS Cyan	2005	8	9	-	-
		VS Azure	2006	10	11	-	-
		VS Blue	2007	12	13	-	-
		VS Indigo	2008	14	15	-	-
		VS Violet	2009	16	17	-	-
		VS Magenta	2010	18	19	-	-
		Reserved for Future Use	-	20	255	-	-

* 8 Bit ONLY

Category 4 | Rosco: Cinelux

DMX Channel		Gel Name	Gel Number	Value 8 Bit*		% 8 Bit*	
8 Bit	16 Bit			Start	End	Start	End
Dependent on Mode		Bastard Amber	2	0	1	-	-
		Pale Bastard Amber	302	2	3	-	-
		No Color Straw	6	4	5	-	-
		Pale Gold	8	6	7	-	-
		Daffodil	310	8	9	-	-
		Straw	12	10	11	-	-
		Light Amber	16	12	13	-	-
		Gallo Gold	316	14	15	-	-
		Light Flame	17	16	17	-	-
		Flame	18	18	19	-	-
		Mayan Sun	318	20	21	-	-
		Golden Amber	21	22	23	-	-
		Soft Golden Amber	321	24	25	-	-
		Orange	23	26	27	-	-
		Henny Sky	325	28	29	-	-
		Light Red	26	30	31	-	-
		No Color Pink	33	32	33	-	-
		Blush Pink	333	34	35	-	-
		Flesh Pink	34	36	37	-	-
		Pale Rose Pink	37	38	39	-	-
		Salmon	41	40	41	-	-
		Deep Salmon	42	42	43	-	-
		Middle Rose	44	44	45	-	-
		Light Rose Purple	47	46	47	-	-
		Surprise Pink	51	48	49	-	-
		No Color Blue	60	50	51	-	-
		Clearwater	360	52	53	-	-
		Booster Blue	62	54	55	-	-
		Tipton Blue	362	56	57	-	-
		Blue Bell	364	58	59	-	-
		Daylight Blue	65	60	61	-	-
		Tharon Delft Blue	365	62	63	-	-
		Cerulean Blue	375	64	65	-	-
		Bermuda Blue	376	66	67	-	-
		Green Blue	77	68	69	-	-
		Alice Blue	378	70	71	-	-
	Primary Blue	80	72	73	-	-	
	Baldassari Blue	381	74	75	-	-	
	Medium Blue	83	76	77	-	-	
	Pale Yellow Green	87	78	79	-	-	
	Light Green	88	80	81	-	-	
	Moss Green	89	82	83	-	-	
	Primary Green	91	84	85	-	-	
	Turquoise	92	86	87	-	-	
	Blue Green	93	88	89	-	-	
	Chocolate	99	90	91	-	-	
	Reserved for Future Use	-	92	255	-	-	

* 8 Bit ONLY

Category 1 | Lee: Color Correction

DMX Channel		Gel Name	Gel Number	Value 8 Bit*		% 8 Bit*	
8 Bit	16 Bit			Start	End	Start	End
Dependent on Mode		Double CTB	200	0	1	-	-
		Full CTB	201	2	3	-	-
		3/4 CTB	281	4	5	-	-
		1/2 CTB	202	6	7	-	-
		1/4 CTB	203	8	9	-	-
		1/8 CTB	218	10	11	-	-
		Double CTO	287	12	13	-	-
		Full CTO	204	14	15	-	-
		3/4 CTO	285	16	17	-	-
		1/2 CTO	205	18	19	-	-
		1/4 CTO	206	20	21	-	-
		1/8 CTO	223	22	23	-	-
		1 1/2 CTB	283	24	25	-	-
		1 1/2 CTO	286	26	27	-	-
		Full CTS	441	28	29	-	-
		1/2 CTS	442	30	31	-	-
		1/4 CTS	443	32	33	-	-
		1/8 CTS	444	34	35	-	-
		Full CTO + .3 ND	207	36	37	-	-
		Full CTO + .6 ND	208	38	39	-	-
		L.C.T. Yellow (Y1)	212	40	41	-	-
		White Flame Green	213	42	43	-	-
		LEE Fluorescent Green	219	44	45	-	-
		Super Correction L.C.T. Yellow	230	46	47	-	-
		Super Correction W.F. Green	232	48	49	-	-
		H.M.I. (to Tungsten)	236	50	51	-	-
		C.I.D. (to Tungsten)	237	52	53	-	-
		C.S.I. (to Tungsten)	238	54	55	-	-
		LEE Fluorescent 5700 Kelvin	241	56	57	-	-
		LEE Fluorescent 4300 Kelvin	242	58	59	-	-
		LEE Fluorescent 3600 Kelvin	243	60	61	-	-
		LEE Plus Green	244	62	63	-	-
		1/2 Plus Green	245	64	65	-	-
		1/4 Plus Green	246	66	67	-	-
		1/8 Plus Green	278	68	69	-	-
		Lee Minus Green	247	70	71	-	-
	1/2 Minus Green	248	72	73	-	-	
	1/4 Minus Green	249	74	75	-	-	
	1/8 Minus Green	279	76	77	-	-	
	Reserved for Future Use	-	78	255	-	-	

* 8 Bit ONLY

Category 2 | Lee: Color Filters

DMX Channel		Gel Name	Gel Number	Value 8 Bit*		% 8 Bit*	
8 Bit	16 Bit			Start	End	Start	End
Dependent on Mode		Rose Pink	002	0	1	-	-
		Lavender Tint	003	2	3	-	-
		Medium Bastard Amber	004	4	5	-	-
		Pale Yellow	007	6	7	-	-
		Dark Salmon	008	8	9	-	-
		Pale Amber Gold	009	10	11	-	-
		Medium Yellow	010	12	13	-	-
		Straw Tint	013	14	15	-	-
		Surprise Peach	017	16	17	-	-
		Fire	019	18	19	-	-
		Medium Amber	020	20	21	-	-
		Gold Amber	021	22	23	-	-
		Dark Amber	022	24	25	-	-
		Scarlet	024	26	27	-	-
		Sunset Red	025	28	29	-	-
		Bright Red	026	30	31	-	-
		Light Pink	035	32	33	-	-
		Medium Pink	036	34	35	-	-
		Dark Magenta	046	36	37	-	-
		Rose Purple	048	38	39	-	-
		Light Lavender	052	40	41	-	-
		Paler Lavender	053	42	43	-	-
		Lavender	058	44	45	-	-
		Mist Blue	061	46	47	-	-
		Pale Blue	063	48	49	-	-
		Sky Blue	068	50	51	-	-
		Evening Blue	075	52	53	-	-
		Just Blue	079	54	55	-	-
		Deeper Blue	085	56	57	-	-
		Lime Green	088	58	59	-	-
		Moss Green	089	60	61	-	-
		Dark Yellow Green	090	62	63	-	-
		Spring Yellow	100	64	65	-	-
		Yellow	101	66	67	-	-
		Light Amber	102	68	69	-	-
		Straw	103	70	71	-	-
		Deep Amber	104	72	73	-	-
		Primary Red	106	74	75	-	-
	Light Rose	107	76	77	-	-	
	English Rose	108	78	79	-	-	
	Light Salmon	109	80	81	-	-	
	Middle Rose	110	82	83	-	-	
	Dark Pink	111	84	85	-	-	
	Magenta	113	86	87	-	-	
	Peacock Blue	115	88	89	-	-	
	Steel Blue	117	90	91	-	-	
	Light Blue	118	92	93	-	-	
	Deep Blue	120	94	95	-	-	
	LEE Green	121	96	97	-	-	
	Fern Green	122	98	99	-	-	
	Dark Green	124	100	101	-	-	
	Smokey Pink	127	102	103	-	-	
	Bright Pink	128	104	105	-	-	
	Marine Blue	131	106	107	-	-	
	Golden Amber	134	108	109	-	-	
	Deep Golden Amber	135	110	111	-	-	
	Pale Lavender	136	112	113	-	-	
	Special Lavender	137	114	115	-	-	
	Pale Green	138	116	117	-	-	

* 8 Bit ONLY

Category 2 | Lee: Color Filters (continued)

DMX Channel		Gel Name	Gel Number	Value 8 Bit*		% 8 Bit*	
8 Bit	16 Bit			Start	End	Start	End
Dependent on Mode		Summer Blue	140	118	119	-	-
		Pale Violet	142	120	121	-	-
		Pale Navy Blue	143	122	123	-	-
		No Color Blue	144	124	125	-	-
		Apricot	147	126	127	-	-
		Bright Rose	148	128	129	-	-
		Gold Tint	151	130	131	-	-
		Pale Gold	152	132	133	-	-
		Pale Salmon	153	134	135	-	-
		Pale Rose	154	136	137	-	-
		Chocolate	156	138	139	-	-
		Pink	157	140	141	-	-
		No Color Straw	159	142	143	-	-
		Slate Blue	161	144	145	-	-
		Bastard Amber	162	146	147	-	-
		Flame Red	164	148	149	-	-
		Daylight Blue	165	150	151	-	-
		Lilac Tint	169	152	153	-	-
		Deep Lavender	170	154	155	-	-
		Dark Steel Blue	174	156	157	-	-
		Loving Amber	176	158	159	-	-
		Dark Lavender	180	160	161	-	-
		Light Red	182	162	163	-	-
		Flesh Pink	192	164	165	-	-
		Surprise Pink	194	166	167	-	-
		Zenith Blue	195	168	169	-	-
		True Blue	196	170	171	-	-
		Alice Blue	197	172	173	-	-
	Palace Blue	198	174	175	-	-	
	Regal Blue	199	176	177	-	-	
	Reserved for Future Use	-	178	255	-	-	

* 8 Bit ONLY

Category 3 | Lee: 600 Series

DMX Channel		Gel Name	Gel Number	Value 8 Bit*		% 8 Bit*	
8 Bit	16 Bit			Start	End	Start	End
Dependent on Mode		Arctic White	600	0	1	-	-
		Silver	601	2	3	-	-
		Platinum	602	4	5	-	-
		Moonlight White	603	6	7	-	-
		Full CT 85	604	8	9	-	-
		Industry Sodium	650	10	11	-	-
		HI Sodium	651	12	13	-	-
		Urban Sodium	652	14	15	-	-
		LO Sodium	653	16	17	-	-
	Reserved for Future Use	-	18	255	-	-	

* 8 Bit ONLY

Category 4 | Lee: Cosmetic Filters

DMX Channel		Gel Name	Gel Number	Value 8 Bit*		% 8 Bit*	
8 Bit	16 Bit			Start	End	Start	End
Dependent on Mode		Cosmetic Peach	184	0	1	-	-
		Cosmetic Silver Rose	186	2	3	-	-
		Cosmetic Rouge	187	4	5	-	-
		Cosmetic Highlight	188	6	7	-	-
		Cosmetic Silver Moss	189	8	9	-	-
		Cosmetic Aqua Blue	191	10	11	-	-
		Lily Frost	705	12	13	-	-
		Shanklin Frost	717	14	15	-	-
		Half Shanklin Frost	718	16	17	-	-
		Durham Daylight Frost	720	18	19	-	-
		Hampshire Rose	749	20	21	-	-
		Durham Frost	750	22	23	-	-
		Soft Amber Key 1	774	24	25	-	-
		Soft Amber Key 2	775	26	27	-	-
		Moroccan Frost	791	28	29	-	-
		Blue Diffusion	217	30	31	-	-
		Blue Frost	221	32	33	-	-
		Daylight Blue Frost	224	34	35	-	-
	Reserved for Future Use	-	36	255	-	-	

* 8 Bit ONLY

Category 5 | Lee: 700 Series

DMX Channel		Gel Name	Gel Number	Value 8 Bit*		% 8 Bit*	
8 Bit	16 Bit			Start	End	Start	End
Dependent on Mode		Perfect Lavender	700	0	1	-	-
		Provence	701	2	3	-	-
		Special Pale Lavender	702	4	5	-	-
		Cold Lavender	703	6	7	-	-
		Lily	704	8	9	-	-
		King Fals Lavender	706	10	11	-	-
		Cool Lavender	708	12	13	-	-
		Electric Lilac	709	14	15	-	-
		Spir Special Blue	710	16	17	-	-
		Cold Blue	711	18	19	-	-
		Bedford Blue	712	20	21	-	-
		Elysian Blue	714	22	23	-	-
		Cabana Blue	715	24	25	-	-
		Mikkel Blue	716	26	27	-	-
		Colour Wash Blue	719	28	29	-	-
		Berry Blue	721	30	31	-	-
		Virgin Blue	723	32	33	-	-
		Ocean Blue	724	34	35	-	-
		Old Steel Blue	725	36	37	-	-
		Steel Green	728	38	39	-	-
		Liberty Green	730	40	41	-	-
		Dirty Ice	731	42	43	-	-
		Damp Squib	733	44	45	-	-
		JAS Green	738	46	47	-	-
		Bram Brown	742	48	49	-	-
		Dirty White	744	50	51	-	-
		Brown	746	52	53	-	-
		Easy White	747	54	55	-	-
		Seedy Pink	748	56	57	-	-
		Wheat	763	58	59	-	-
		Sun Colour Straw	764	60	61	-	-
		LEE Yellow	765	62	63	-	-
		Cardbox Amber	773	64	65	-	-
	Nectarine	776	66	67	-	-	

* 8 Bit ONLY

Category 5 | Lee: 700 Series (continued)

DMX Channel		Gel Name	Gel Number	Value 8 Bit*		% 8 Bit*	
8 Bit	16 Bit			Start	End	Start	End
Dependent on Mode		Millenium Gold	778	68	69	-	-
		Bastard Pink	779	70	71	-	-
		Terry Red	781	72	73	-	-
		Blood Red	789	74	75	-	-
		Moroccan Pink	790	76	77	-	-
		Pretty n'Pink	794	78	79	-	-
		Magical Magenta	795	80	81	-	-
		Reserved for Future Use	-	82	255	-	-

* 8 Bit ONLY



Product Line: **Orbiter**
 Mode Version: **4.5**

Mode 13: 8 Bit
Mode 14: 16 Bit

DMX Channel		Icon	Parameter Name	Function	Value 8 Bit		% 8 Bit		Value 16 Bit		% 16 Bit	
8 Bit	16 Bit				Start	End	Start	End	Start	End	Start	End
01	01/02		Dimmer	Closed → Open	0	255	0%	100%	0	65535	0%	100%
02	03/04	X	X Coordinate	0.0 - 0.8	0	255	0%	100%	0	65535	0%	100%
03	05/06	Y	Y Coordinate	0.0 - 0.8	0	255	0%	100%	0	65535	0%	100%

Reduced Channels (If the DMX setting "Reduce Channels" is "ON", the following channels shall be automatically eliminated from all DMX modes)

DMX Channel		Icon	Parameter Name	Function	Value 8 Bit		% 8 Bit		Value 16 Bit		% 16 Bit	
8 Bit	16 Bit				Start	End	Start	End	Start	End	Start	End
04	07		Fan Control <i>Note: Fan Mode reverts to fixture manu setting, when DMX signal is lost.</i>	Use Fan Mode Setting of Fixture Menu	0	9	0%	3%	-	-	-	-
				Quiet, Fan Speed Fixed	10	57	4%	22%	-	-	-	-
				Variable, Fan Speed Variable	58	105	23%	41%	-	-	-	-
				High Temp, Fan Speed Fixed	106	153	42%	60%	-	-	-	-
				Reserved	154	201	61%	78%	-	-	-	-
				Fan at Full Speed	202	249	79%	98%	-	-	-	-
05	08	★	Favorites User Defined Favorites	No Effect	0	9	1*	-	-	-	-	-
				Favorite 01	10	-	-	-	-	-	-	-
				Favorite 02	11	-	-	-	-	-	-	-
				Favorite 03	12	-	-	-	-	-	-	-
				Favorite 04	13	-	-	-	-	-	-	-
				Favorite 05	14	-	-	-	-	-	-	-
				Favorite 06	15	-	-	-	-	-	-	-
				-	-	-	-	-	-	-
Favorite 246	255	-	-	-	-	-	-	-				
06	09	⚡	Light Strobe	No Effect	0	19	0%	7%	-	-	-	-
				1 Flash / s → 25 Flashes / s	20	255	8%	100%	-	-	-	-
07	10		Reserved for Future Use	-	-	-	-	-	-	-	-	

* Providing a percentage less than "1" is not possible

Extended Color Control (If the DMX setting "Reduce Channels" is "ON", the following channels shall be automatically eliminated from all DMX modes)
[See page 5 for more information. An example can be found on page 7.](#)



Product Line: **Orbiter**
 Mode Version: **4.5**

Mode 15: 8 Bit
Mode 16: 16 Bit

DMX Channel		Icon	Parameter Name	Function	Value 8 Bit		% 8 Bit		Value 16 Bit		% 16 Bit	
8 Bit	16 Bit				Start	End	Start	End	Start	End	Start	End
01	01/02		Dimmer	Closed → Open	0	255	0%	100%	0	65535	0%	100%
02	03		Category	Incandescent	0	50	0%	20%	-	-	-	-
				Fluorescent	51	101	21%	39%	-	-	-	-
				Discharge	102	152	40%	59%	-	-	-	-
				Other	153	203	60%	79%	-	-	-	-
Reserved for Future Use					204	255	80%	100%	-	-	-	-
03	04		Source	See "Source" Table	0	255	0%	100%	-	-	-	-

Reduced Channels (If the DMX setting "Reduce Channels" is "ON", the following channels shall be automatically eliminated from all DMX modes)

DMX Channel		Icon	Parameter Name	Function	Value 8 Bit		% 8 Bit		Value 16 Bit		% 16 Bit	
8 Bit	16 Bit				Start	End	Start	End	Start	End	Start	End
04	05		Fan Control <i>Note: Fan Mode reverts to fixture manu setting, when DMX signal is lost.</i>	Use Fan Mode Setting of Fixture Menu	0	9	0%	3%	-	-	-	-
				Quiet, Fan Speed Fixed	10	57	4%	22%	-	-	-	-
				Variable, Fan Speed Variable	58	105	23%	41%	-	-	-	-
				High Temp, Fan Speed Fixed	106	153	42%	60%	-	-	-	-
				Reserved	154	201	61%	78%	-	-	-	-
				Fan at Full Speed	202	249	79%	98%	-	-	-	-
Fan Off				250	255	99%	100%	-	-	-	-	
05	06		Favorites	No Effect	0	9	1*	-	-	-	-	-
				User Defined Favorites	Favorite 01	10	-	-	-	-	-	-
			Favorite 02	11	-	-	-	-	-	-	-	
			Favorite 03	12	-	-	-	-	-	-	-	
			Favorite 04	13	-	-	-	-	-	-	-	
			Favorite 05	14	-	-	-	-	-	-	-	
			Favorite 06	15	-	-	-	-	-	-	-	
			-	-	-	-	-	-	-	
Favorite 246				255	-	-	-	-	-	-		
06	07		Light Strobe	No Effect	0	19	0%	7%	-	-	-	-
				1 Flash / s → 25 Flashes / s	20	255	8%	100%	-	-	-	-
07	08		Reserved for Future Use	-	-	-	-	-	-	-	-	

* Providing a percentage less than "1" is not possible

Extended Color Control (If the DMX setting "Reduce Channels" is "ON", the following channels shall be automatically eliminated from all DMX modes)
[See page 5 for more information. An example can be found on page 7.](#)

Incandescent

DMX Channel		Category	Name	Value 8 Bit*		% 8 Bit*	
8 Bit	16 Bit			Start	End	Start	End
Dependent on Mode	Incandescent	Tungsten Bulb	0	2	-	-	
		Incandescent	3	5	-	-	
		Halogen	6	8	-	-	
		Antique Bulb	9	11	-	-	
		Warm Antique Bulb	12	14	-	-	
		Christmas Light	15	17	-	-	
		Night Light	18	20	-	-	
		Infrared Heat Lamp	21	23	-	-	
		Grow Light	24	26	-	-	
		Reserved for Future Use	27	255	-	-	

* 8 Bit ONLY

Fluorescent

DMX Channel		Category	Name	Value 8 Bit*		% 8 Bit*	
8 Bit	16 Bit			Start	End	Start	End
Dependent on Mode	Fluorescent	CFL Soft White	0	2	-	-	
		CFL Bright White	3	5	-	-	
		CFL Cool White	6	8	-	-	
		CFL Daylight	9	11	-	-	
		Cool White 1	12	14	-	-	
		Cool White 2	15	17	-	-	
		Cool White 3	18	20	-	-	
		Warm White	21	23	-	-	
		CFL Blacklight	24	26	-	-	
Reserved for Future Use	27	255	-	-			

* 8 Bit ONLY

Discharge

DMX Channel		Category	Name	Value 8 Bit*		% 8 Bit*	
8 Bit	16 Bit			Start	End	Start	End
Dependent on Mode	Discharge	HMI	0	2	-	-	
		High Pressure Sodium	3	5	-	-	
		Low Pressure Sodium	6	8	-	-	
		Mercury Vapor	9	11	-	-	
		Metal Halide	12	14	-	-	
		Ceramic	15	17	-	-	
		Carbon Arc	18	20	-	-	
		Xenon	21	23	-	-	
Reserved for Future Use	24	255	-	-			

* 8 Bit ONLY

Other

DMX Channel		Category	Name	Value 8 Bit*		% 8 Bit*	
8 Bit	16 Bit			Start	End	Start	End
Dependent on Mode	Other	Candle	0	2	-	-	
		Gas Fire	3	5	-	-	
		Sun Direct	6	8	-	-	
		Sun Overcast	9	11	-	-	
		Sun Blue Hour	12	14	-	-	
		Mobile Phone	15	17	-	-	
		Computer Monitor	18	20	-	-	
		Electroluminescence	21	23	-	-	
		Blow Torch	24	26	-	-	
		Road Flare	27	29	-	-	
		Amber Caution	30	32	-	-	
		Green Traffic Light	33	35	-	-	
		Yellow Traffic Light	36	38	-	-	
		Red Traffic Light	39	41	-	-	
		Blue Glow Stick	42	44	-	-	
		Green Glow Stick	45	47	-	-	
		Red Glow Stick	48	50	-	-	
		Yellow Glow Stick	51	53	-	-	
		Pink Glow Stick	54	56	-	-	
		Violet Glow Stick	57	59	-	-	
	Reserved for Future Use	60	255	-	-		

* 8 Bit ONLY



Product Line: **Orbiter**
 Mode Version: **4.5**

Mode 17: 8 Bit
Mode 18: 16 Bit

DMX Channel		Icon	Parameter Name	Function	Value 8 Bit		% 8 Bit		Value 16 Bit		% 16 Bit	
8 Bit	16 Bit				Start	End	Start	End	Start	End	Start	End
01	01/02		Dimmer	Closed → Open	0	255	0%	100%	0	65535	0%	100%
02	03		Effect Selection	No Effect	0	9	0%	4%	-	-	-	-
				Party Effect	10	19	5%	7%	-	-	-	-
				Candle	20	29	8%	11%	-	-	-	-
				Clouds Passing	30	39	12%	15%	-	-	-	-
				Club Lights	40	49	16%	19%	-	-	-	-
				Cop Car	50	59	20%	23%	-	-	-	-
				Fire	60	69	24%	27%	-	-	-	-
				Fireworks	70	79	28%	31%	-	-	-	-
				Light Strobe	80	89	32%	35%	-	-	-	-
				Lightning	90	99	36%	39%	-	-	-	-
				Paparazzi	100	109	40%	43%	-	-	-	-
				Pulsing	110	119	44%	47%	-	-	-	-
				Television	120	129	48%	51%	-	-	-	-
				Explosion	130	139	52%	55%	-	-	-	-
				Fluorescent Flicker	140	149	56%	58%	-	-	-	-
Welding	150	159	59%	62%	-	-	-	-				
			Reserved for Future Use		160	255	63%	100%	-	-	-	-
03	04/05		Effect Parameter 1	See "Effects" Table	0	255	0%	100%	0	65535	0%	100%
04	06/07		Effect Parameter 2	See "Effects" Table	0	255	0%	100%	0	65535	0%	100%
05	08/09		Effect Parameter 3	See "Effects" Table	0	255	0%	100%	0	65535	0%	100%
06	10/11		Effect Parameter 4	See "Effects" Table	0	255	0%	100%	0	65535	0%	100%
07	12/13		Effect Parameter 5	See "Effects" Table	0	255	0%	100%	0	65535	0%	100%
08	14/15		Effect Parameter 6	See "Effects" Table	0	255	0%	100%	0	65535	0%	100%
09	16/17		Effect Parameter 7	See "Effects" Table	0	255	0%	100%	0	65535	0%	100%
10	18/19		Effect Parameter 8	See "Effects" Table	0	255	0%	100%	0	65535	0%	100%

Reduced Channels (If the DMX setting "Reduce Channels" is "ON", the following channels shall be automatically eliminated from all DMX modes)

DMX Channel		Icon	Parameter Name	Function	Value 8 Bit		% 8 Bit		Value 16 Bit		% 16 Bit	
8 Bit	16 Bit				Start	End	Start	End	Start	End	Start	End
11	20		Fan Control <i>Note: Fan Mode reverts to fixture manu setting, when DMX signal is lost.</i>	Use Fan Mode Setting of Fixture Menu	0	9	0%	3%	-	-	-	-
				Quiet, Fan Speed Fixed	10	57	4%	22%	-	-	-	-
				Variable, Fan Speed Variable	58	105	23%	41%	-	-	-	-
				High Temp, Fan Speed Fixed	106	153	42%	60%	-	-	-	-
				Reserved	154	201	61%	78%	-	-	-	-
				Fan at Full Speed	202	249	79%	98%	-	-	-	-
			Fan Off	250	255	99%	100%	-	-	-	-	
12	21		Favorites User Defined Favorites	No Effect	0	9	1*	-	-	-	-	-
				Favorite 01	10	-	-	-	-	-	-	-
				Favorite 02	11	-	-	-	-	-	-	-
				Favorite 03	12	-	-	-	-	-	-	-
				Favorite 04	13	-	-	-	-	-	-	-
				Favorite 05	14	-	-	-	-	-	-	-
				Favorite 06	15	-	-	-	-	-	-	-
				-	-	-	-	-	-	-
			Favorite 246	255	-	-	-	-	-	-		
13-14	22-23		Reserved for Future Use	-	-	-	-	-	-	-	-	

* Providing a percentage less than "1" is not possible

Extended Color Control (If the DMX setting "Reduce Channels" is "ON", the following channels shall be automatically eliminated from all DMX modes)
[See page 5 for more information. An example can be found on page 7.](#)

Party Effect

Parameter	Parameter Name	Function	Value 8 Bit		% 8 Bit		Value 16 Bit		% 16 Bit	
			Start	End	Start	End	Start	End	Start	End
1	Saturation	CCT 2.000 K → 20.000 K	0	0	0%	0%	0	0	0%	0%
		0 → 100 % Saturation	1	255	1%	100%	1	65535	1%	100%
2	Speed	Loop 60 s → 1 s	0	255	0%	100%	0	65535	0%	100%

Candle

Parameter	Parameter Name	Function	Value 8 Bit		% 8 Bit		Value 16 Bit		% 16 Bit	
			Start	End	Start	End	Start	End	Start	End
1	CCT Range <i>Not continuous, set range for random generation</i>	1.400 K → 1.700 K	0	84	0%	32%	0	21759	0%	32%
		1.700 K → 2.000 K	85	170	33%	66%	21760	43775	33%	66%
		2.000 K → 2.300 K	171	255	67%	100%	43776	65535	67%	100%
2	Speed	1 → 120 Changes / Min	0	255	0%	100%	0	65535	0%	100%

Clouds Passing

Parameter	Parameter Name	Function	Value 8 Bit		% 8 Bit		Value 16 Bit		% 16 Bit	
			Start	End	Start	End	Start	End	Start	End
1	Offset	Offset Number 0 - 50 (Every 5 DMX values is a new Offset)	0	255	0%	100%	0	65535	0%	100%
2	Speed	2 x Slower → Default Speed	0	127	0%	49%	0	32767	0%	49%
		Default Speed → 2 x Faster	128	255	50%	100%	32768	65535	50%	100%
3	Sync	If bumped to 255 (100%), the loop will start at zero (or depending on the offset value)	0	255	0%	100%	0	65535	0%	100%

Club Lights

Parameter	Parameter Name	Function	Value 8 Bit		% 8 Bit		Value 16 Bit		% 16 Bit	
			Start	End	Start	End	Start	End	Start	End
1	Color Variety	3 Colors	0	31	0%	12%	0	8191	0%	12%
		6 Colors	32	63	13%	24%	8192	16383	13%	24%
		9 Colors	64	95	25%	37%	16384	24575	25%	37%
		12 Colors	96	127	38%	49%	24576	32767	38%	49%
		15 Colors	128	159	50%	62%	32768	40959	50%	62%
		18 Colors	160	191	63%	74%	40960	49151	63%	74%
		21 Colors	192	223	75%	87%	49152	57343	75%	87%
		24 Colors	224	255	88%	100%	57344	65535	88%	100%
2	Speed	1 → 120 Changes / Min	0	255	0%	100%	0	65535	0%	100%

Cop Car

Parameter	Parameter Name	Function	Value 8 Bit		% 8 Bit		Value 16 Bit		% 16 Bit	
			Start	End	Start	End	Start	End	Start	End
1	Color Combinations	Just Blue	0	27	0%	11%	0	7167	0%	11%
		Blue and Red	28	55	12%	21%	7168	14335	12%	21%
		Blue and White	56	83	22%	32%	14336	21503	22%	32%
		Blue, Red and White	84	111	33%	43%	21504	28671	33%	43%
		Blue and Amber	112	139	44%	54%	28672	35839	44%	54%
		Blue, Red and Amber	140	167	55%	65%	35840	43007	55%	65%
		Red and Amber	168	195	66%	76%	43008	50175	66%	76%
		Amber	196	223	77%	87%	50176	57343	77%	87%
2	Flash Pattern	Red	224	255	88%	100%	57344	65535	88%	100%
		Single Flash	0	31	0%	12%	0	8191	0%	12%
		Double Flash	32	63	13%	24%	8192	16383	13%	24%
		Quint All Flash	64	95	25%	37%	16384	24575	25%	37%
		Quint Flash	96	127	38%	49%	24576	32767	38%	49%
		Quad Flash	128	159	50%	62%	32768	40959	50%	62%
		Cycle All	160	191	63%	74%	40960	49151	63%	74%
Reserved for Future Use	192	255	75%	100%	49152	65535	75%	100%		

Fire

Parameter	Parameter Name	Function	Value 8 Bit		% 8 Bit		Value 16 Bit		% 16 Bit	
			Start	End	Start	End	Start	End	Start	End
1	CCT Range <i>Not continuous, set range for random generation</i>	1.800 K → 2.200 K	0	84	0%	32%	0	21759	0%	32%
		2.200 K → 2.600 K	85	170	33%	66%	21760	43775	33%	66%
		2.600 K → 3.000 K	171	255	67%	100%	43776	65535	67%	100%
2	Speed	1 → 180 Changes / Min	0	255	0%	100%	0	65535	0%	100%

Fireworks

Parameter	Parameter Name	Function	Value 8 Bit		% 8 Bit		Value 16 Bit		% 16 Bit	
			Start	End	Start	End	Start	End	Start	End
1	Color Combinations	Colors	0	63	0%	24%	0	16383	0%	24%
		White	64	127	25%	49%	16384	32767	25%	49%
		Colors and White	128	191	50%	74%	32768	49151	50%	74%
		Reserved for Future Use	192	255	75%	100%	49152	65535	75%	100%
2	Speed	10 → 0,5 s Between Fireworks	0	255	0%	100%	0	65535	0%	100%

Light Strobe

Parameter	Parameter Name	Function	Value 8 Bit		% 8 Bit		Value 16 Bit		% 16 Bit	
			Start	End	Start	End	Start	End	Start	End
1	Speed	1 → 25 Flashes / Second	0	255	0%	100%	0	65535	0%	100%
2	Color Temperature	CCT 2.000 K → 20.000 K	0	255	0%	100%	0	65535	0%	100%
3	Green - Magenta Point	Neutral / No Effect	0	10	0%	4%	0	4587	0%	7%
		Full Minus Green	11	20	5%	8%	4588	9830	8%	15%
		-99 % → -1%	21	119	9%	47%	9831	30145	16%	46%
		Neutral / No Effect	120	145	48%	57%	30146	39976	47%	61%
		1% → 99 %	146	244	58%	96%	39977	60292	62%	92%
4	Cross Fade to Color	Full Plus Green	245	255	97%	100%	60293	65535	93%	100%
		White → Color	0	255	0%	100%	0	65535	0%	100%
5	Hue	0 → 360°	0	255	0%	100%	0	65535	0%	100%
6	Saturation	0 → 100 % Saturation	0	255	0%	100%	0	65535	0%	100%

Lightning

Parameter	Parameter Name	Function	Value 8 Bit		% 8 Bit		Value 16 Bit		% 16 Bit	
			Start	End	Start	End	Start	End	Start	End
1	Frequency	2 → 14 Lightning Strikes Set	0	254	0%	99%	0	65534	0%	99%
		Random	255		100%		65535		100%	
2	Speed	1 → 10 Flashes / Second	0	254	0%	99%	0	65534	0%	99%
		Random	255		100%		65535		100%	
3	Color Temperature	CCT 2.000 K → 20.000 K	0	255	0%	100%	0	65535	0%	100%
4	Green - Magenta Point	Neutral / No Effect	0	10	0%	4%	0	4587	0%	7%
		Full Minus Green	11	20	5%	8%	4588	9830	8%	15%
		-99 % → -1%	21	119	9%	47%	9831	30145	16%	46%
		Neutral / No Effect	120	145	48%	57%	30146	39976	47%	61%
		1% → 99 %	146	244	58%	96%	39977	60292	62%	92%
	Full Plus Green	245	255	97%	100%	60293	65535	93%	100%	
5	Cross Fade to Color	White → Color	0	255	0%	100%	0	65535	0%	100%
6	Hue	0 → 360°	0	255	0%	100%	0	65535	0%	100%
7	Saturation	0 → 100 % Saturation	0	255	0%	100%	0	65535	0%	100%
8	Sync	If bumped to 255 (100%), the loop will start at zero (or depending on the offset value)	0	255	0%	100%	0	65535	0%	100%

Paparazzi

Parameter	Parameter Name	Function	Value 8 Bit		% 8 Bit		Value 16 Bit		% 16 Bit	
			Start	End	Start	End	Start	End	Start	End
1	Frequency	6 → 120 Flashes / Min	0	255	0%	100%	0	65535	0%	100%
2	Flash Type	Flash Bulb	0	127	0%	49%	0	32767	0%	49%
		Modern Flash	128	255	50%	100%	32768	65535	50%	100%
3	Color Temperature	CCT 2.000 K → 20.000 K	0	255	0%	100%	0	65535	0%	100%
4	Green - Magenta Point	Neutral / No Effect	0	10	0%	4%	0	4587	0%	7%
		Full Minus Green	11	20	5%	8%	4588	9830	8%	15%
		-99 % → -1%	21	119	9%	47%	9831	30145	16%	46%
		Neutral / No Effect	120	145	48%	57%	30146	39976	47%	61%
		1% → 99 %	146	244	58%	96%	39977	60292	62%	92%
	Full Plus Green	245	255	97%	100%	60293	65535	93%	100%	
5	Cross Fade to Color	White → Color	0	255	0%	100%	0	65535	0%	100%
6	Hue	0 → 360°	0	255	0%	100%	0	65535	0%	100%
7	Saturation	0 → 100 % Saturation	0	255	0%	100%	0	65535	0%	100%

Pulsing

Parameter	Parameter Name	Function	Value 8 Bit		% 8 Bit		Value 16 Bit		% 16 Bit	
			Start	End	Start	End	Start	End	Start	End
1	Frequency	5 → 90 Pulses / Min	0	255	0%	100%	0	65535	0%	100%
2	Pulse Duration	4 → 0.25 Seconds	0	255	0%	100%	0	65535	0%	100%
3	Color Temperature	CCT 2.000 K → 20.000 K	0	255	0%	100%	0	65535	0%	100%
4	Green - Magenta Point	Neutral / No Effect	0	10	0%	4%	0	4587	0%	7%
		Full Minus Green	11	20	5%	8%	4588	9830	8%	15%
		-99 % → -1%	21	119	9%	47%	9831	30145	16%	46%
		Neutral / No Effect	120	145	48%	57%	30146	39976	47%	61%
		1% → 99 %	146	244	58%	96%	39977	60292	62%	92%
	Full Plus Green	245	255	97%	100%	60293	65535	93%	100%	
5	Cross Fade to Color	White → Color	0	255	0%	100%	0	65535	0%	100%
6	Hue	0 → 360°	0	255	0%	100%	0	65535	0%	100%
7	Saturation	0 → 100 % Saturation	0	255	0%	100%	0	65535	0%	100%

Television

Parameter	Parameter Name	Function	Value 8 Bit		% 8 Bit		Value 16 Bit		% 16 Bit	
			Start	End	Start	End	Start	End	Start	End
1	CCT Range <i>Not continuous, set range for random generation</i>	2.800 K → 4.700 K	0	84	0%	32%	0	21759	0%	32%
		4.700 K → 6.500 K	85	170	33%	66%	21760	43775	33%	66%
		6.500 K → 10.000 K	171	255	67%	100%	43776	65535	67%	100%
2	Speed	4 → 24 Changes / Min	0	255	0%	100%	0	65535	0%	100%

Explosion

Parameter	Parameter Name	Function	Value 8 Bit		% 8 Bit		Value 16 Bit		% 16 Bit	
			Start	End	Start	End	Start	End	Start	End
1	Decay	Decay 4 → 0.5 Seconds	0	255	0%	100%	0	65535	0%	100%
2	Trigger	Manual (bump intensity to explode)	250	255	98%	100%	64224	65535	98%	100%
3	Color Temperature	CCT 2.000 K → 20.000 K	0	255	0%	100%	0	65535	0%	100%
4	Green - Magenta Point	Neutral / No Effect	0	10	0%	4%	0	4587	0%	7%
		Full Minus Green	11	20	5%	8%	4588	9830	8%	15%
		-99 % → -1%	21	119	9%	47%	9831	30145	16%	46%
		Neutral / No Effect	120	145	48%	57%	30146	39976	47%	61%
		1% → 99 %	146	244	58%	96%	39977	60292	62%	92%
	Full Plus Green	245	255	97%	100%	60293	65535	93%	100%	
5	Cross Fade to Color	White → Color	0	255	0%	100%	0	65535	0%	100%
6	Hue	0 → 360°	0	255	0%	100%	0	65535	0%	100%
7	Saturation	0 → 100 % Saturation	0	255	0%	100%	0	65535	0%	100%

Fluorescent Flicker

Parameter	Parameter Name	Function	Value 8 Bit		% 8 Bit		Value 16 Bit		% 16 Bit	
			Start	End	Start	End	Start	End	Start	End
1	Speed	2 → 6 Seconds of Still	0	255	0%	100%	0	65535	0%	100%
2	Frequency	3 → 10 Flickers per Second	0	255	0%	100%	0	65535	0%	100%
3	Color Temperature	CCT 2.000 K → 20.000 K	0	255	0%	100%	0	65535	0%	100%
4	Green - Magenta Point	Neutral / No Effect	0	10	0%	4%	0	4587	0%	7%
		Full Minus Green	11	20	5%	8%	4588	9830	8%	15%
		-99 % → -1%	21	119	9%	47%	9831	30145	16%	46%
		Neutral / No Effect	120	145	48%	57%	30146	39976	47%	61%
		1% → 99 %	146	244	58%	96%	39977	60292	62%	92%
	Full Plus Green	245	255	97%	100%	60293	65535	93%	100%	
5	Cross Fade to Color	White → Color	0	255	0%	100%	0	65535	0%	100%
6	Hue	0 → 360°	0	255	0%	100%	0	65535	0%	100%
7	Saturation	0 → 100 % Saturation	0	255	0%	100%	0	65535	0%	100%

Welding

Parameter	Parameter Name	Function	Value 8 Bit		% 8 Bit		Value 16 Bit		% 16 Bit	
			Start	End	Start	End	Start	End	Start	End
1	Speed	Slow → Fast	0	255	0%	100%	0	65535	0%	100%
2	Min Intensity Level	0 % → 75 % Minimum Intensity Level	0	255	0%	100%	0	65535	0%	100%
3	Color Temperature	CCT 2.000 K → 20.000 K	0	255	0%	100%	0	65535	0%	100%
4	Green - Magenta Point	Neutral / No Effect	0	10	0%	4%	0	4587	0%	7%
		Full Minus Green	11	20	5%	8%	4588	9830	8%	15%
		-99 % → -1%	21	119	9%	47%	9831	30145	16%	46%
		Neutral / No Effect	120	145	48%	57%	30146	39976	47%	61%
		1% → 99 %	146	244	58%	96%	39977	60292	62%	92%
	Full Plus Green	245	255	97%	100%	60293	65535	93%	100%	
5	Cross Fade to Color	White → Color	0	255	0%	100%	0	65535	0%	100%
6	Hue	0 → 360°	0	255	0%	100%	0	65535	0%	100%
7	Saturation	0 → 100 % Saturation	0	255	0%	100%	0	65535	0%	100%



Product Line: **Orbiter**
 Mode Version: **4.5**

Mode 19: 8 Bit
Mode 20: 16 Bit

DMX Channel		Icon	Parameter Name	Function	Value 8 Bit		% 8 Bit		Value 16 Bit		% 16 Bit	
8 Bit	16 Bit				Start	End	Start	End	Start	End	Start	End
01	01/02		Dimmer	Closed → Open	0	255	0%	100%	0	65535	0%	100%
02	03		Color Mode Selection	CCT & Green - Magenta Point	0	9	0%	4%	-	-	-	-
				HSI	10	19	5%	7%	-	-	-	-
				Calibrated RGBW / Direct RGBACL	20	29	8%	11%	-	-	-	-
				Gel Selection	30	39	12%	16%	-	-	-	-
				Source Matching	40	49	17%	19%	-	-	-	-
				x, y Coordinates	50	59	20%	23%	-	-	-	-
				Effects	60	69	24%	27%	-	-	-	-
Reserved	70	255	28%	100%	-	-	-	-				
03	04/05		Color Parameter 1	See Table Below	-	-	-	-	-	-	-	
04	06/07		Color Parameter 2	See Table Below	-	-	-	-	-	-	-	
05	08/09		Color Parameter 3	See Table Below	-	-	-	-	-	-	-	
06	10/11		Color Parameter 4	See Table Below	-	-	-	-	-	-	-	
07	12/13		Color Parameter 5	See Table Below	-	-	-	-	-	-	-	
08	14/15		Color Parameter 6	See Table Below	-	-	-	-	-	-	-	
09	16/17		Color Parameter 7	See Table Below	-	-	-	-	-	-	-	
10	18/19		Color Parameter 8	See Table Below	-	-	-	-	-	-	-	
11	20/21		Color Parameter 9	See Table Below	-	-	-	-	-	-	-	
12	22/23		Cross Fade to Mode 2	Mode 1 → Mode 2	0	255	0%	100%	-	-	-	-
13	24		Color Mode Selection	CCT & Green - Magenta Point	0	9	0%	4%	-	-	-	-
				HSI	10	19	5%	7%	-	-	-	-
				Calibrated RGBW / Direct RGBACL	20	29	8%	11%	-	-	-	-
				Gel Selection	30	39	12%	16%	-	-	-	-
				Source Matching	40	49	17%	19%	-	-	-	-
				x, y Coordinates	50	59	20%	23%	-	-	-	-
				Effects	60	69	24%	27%	-	-	-	-
Reserved	70	255	28%	100%	-	-	-	-				
14	25/26		Color Parameter 1	See Table Below	-	-	-	-	-	-	-	
15	27/28		Color Parameter 2	See Table Below	-	-	-	-	-	-	-	
16	29/30		Color Parameter 3	See Table Below	-	-	-	-	-	-	-	
17	31/32		Color Parameter 4	See Table Below	-	-	-	-	-	-	-	
18	33/34		Color Parameter 5	See Table Below	-	-	-	-	-	-	-	
19	35/36		Color Parameter 6	See Table Below	-	-	-	-	-	-	-	
20	37/38		Color Parameter 7	See Table Below	-	-	-	-	-	-	-	
21	39/40		Color Parameter 8	See Table Below	-	-	-	-	-	-	-	
22	41/42		Color Parameter 9	See Table Below	-	-	-	-	-	-	-	

Reduced Channels (If the DMX setting "Reduce Channels" is "ON", the following channels shall be automatically eliminated from all DMX modes)




DMX Channel		Icon	Parameter Name	Function	Value 8 Bit		% 8 Bit		Value 16 Bit		% 16 Bit	
8 Bit	16 Bit				Start	End	Start	End	Start	End	Start	End
23	43		Fan Control <i>Note: Fan Mode reverts to fixture manu setting, when DMX signal is lost.</i>	Use Fan Mode Setting of Fixture Menu	0	9	0%	3%	-	-	-	-
				Quiet, Fan Speed Fixed	10	57	4%	22%	-	-	-	-
				Variable, Fan Speed Variable	58	105	23%	41%	-	-	-	-
				High Temp, Fan Speed Fixed	106	153	42%	60%	-	-	-	-
				Reserved	154	201	61%	78%	-	-	-	-
				Fan at Full Speed	202	249	79%	98%	-	-	-	-
Fan Off	250	255	99%	100%	-	-	-	-				
24	44		Favorites User Defined Favorites	No Effect	0	9	1*	-	-	-	-	-
				Favorite 01	10	-	-	-	-	-	-	-
				Favorite 02	11	-	-	-	-	-	-	-
				Favorite 03	12	-	-	-	-	-	-	-
				Favorite 04	13	-	-	-	-	-	-	-
				Favorite 05	14	-	-	-	-	-	-	-
				Favorite 06	15	-	-	-	-	-	-	-
...	...	-	-	-	-	-	-	-				
Favorite 246	255	-	-	-	-	-	-	-				
25	45		Light Strobe	No Effect	0	19	0%	7%	-	-	-	-
				1 Flash / s → 25 Flashes / s	20	255	8%	100%	-	-	-	-
26	46		Reserved for Future Use	-	-	-	-	-	-	-	-	

* Providing a percentage less than "1" is not possible




Extended Color Control (If the DMX setting "Reduce Channels" is "ON", the following channels shall be automatically eliminated from all DMX modes)

[See page 5 for more information. An example can be found on page 7.](#)








CCT & Green - Magenta Point

Parameter		Parameter Name	Function	Value 8 Bit		% 8 Bit		Value 16 Bit		% 16 Bit	
				Start	End	Start	End	Start	End	Start	End
1		CCT Range	2.000 K → 20.000 K	0	255	0%	100%	0	65535	0%	100%
2		Green - Magenta Point	Neutral / No Effect	0	10	0%	4%	0	4587	0%	7%
			Full Minus Green	11	20	5%	8%	4588	9830	8%	15%
			-99 % → -1 %	21	119	9%	47%	9831	30145	16%	46%
			Neutral / No Effect	120	145	48%	57%	30146	39976	47%	61%
			1 % → 99 %	146	244	58%	96%	39977	60292	62%	92%
			Full Plus Green	245	255	97%	100%	60293	65535	93%	100%











HSI

Parameter		Parameter Name	Function	Value 8 Bit		% 8 Bit		Value 16 Bit		% 16 Bit	
				Start	End	Start	End	Start	End	Start	End
1		Hue	0 ° → 360°	0	255	0%	100%	0	65535	0%	100%
2		Saturation	0 → Full Saturation	0	255	0%	100%	0	65535	0%	100%


Calibrated RGBW

Parameter		Parameter Name	Function	Value 8 Bit		% 8 Bit		Value 16 Bit		% 16 Bit	
				Start	End	Start	End	Start	End	Start	End
1		Intensity Red	0 % → 100 %	0	255	0%	100%	0	65535	0%	100%
2		Intensity Green	0 % → 100 %	0	255	0%	100%	0	65535	0%	100%
3		Intensity Blue	0 % → 100 %	0	255	0%	100%	0	65535	0%	100%
7		Intensity White	0 % → 100 %	0	255	0%	100%	0	65535	0%	100%
8		White Point CCT	2.000 K → 20.000 K	0	255	0%	100%	0	65535	0%	100%
9		White Point - Green - Magenta Point	Neutral / No Effect	0	10	0%	4%	0	4587	0%	7%
			Full Minus Green	11	20	5%	8%	4588	9830	8%	15%
			-99 % → -1 %	21	119	9%	47%	9831	30145	16%	46%
			Neutral / No Effect	120	145	48%	57%	30146	39976	47%	61%
			1 % → 99 %	146	244	58%	96%	39977	60292	62%	92%
			Full Plus Green	245	255	97%	100%	60293	65535	93%	100%




Direct RGBACL

Parameter		Parameter Name	Function	Value 8 Bit		% 8 Bit		Value 16 Bit		% 16 Bit	
				Start	End	Start	End	Start	End	Start	End
1		Intensity Red	0 % → 100 %	0	255	0%	100%	0	65535	0%	100%
2		Intensity Green	0 % → 100 %	0	255	0%	100%	0	65535	0%	100%
3		Intensity Blue	0 % → 100 %	0	255	0%	100%	0	65535	0%	100%
4		Intensity Amber	0 % → 100 %	0	255	0%	100%	0	65535	0%	100%
5		Intensity Cyan	0 % → 100 %	0	255	0%	100%	0	65535	0%	100%
6		Intensity Lime	0 % → 100 %	0	255	0%	100%	0	65535	0%	100%
7		Intensity White	0 % → 100 %	0	255	0%	100%	0	65535	0%	100%
8		White Point CCT	2.000 K → 20.000 K	0	255	0%	100%	0	65535	0%	100%
9		White Point - Green - Magenta Point	Neutral / No Effect	0	10	0%	4%	0	4587	0%	7%
			Full Minus Green	11	20	5%	8%	4588	9830	8%	15%
			-99 % → -1 %	21	119	9%	47%	9831	30145	16%	46%
			Neutral / No Effect	120	145	48%	57%	30146	39976	47%	61%
			1 % → 99 %	146	244	58%	96%	39977	60292	62%	92%
			Full Plus Green	245	255	97%	100%	60293	65535	93%	100%

Gel Selection

Parameter		Parameter Name	Function	Value 8 Bit		% 8 Bit		Value 16 Bit		% 16 Bit	
				Start	End	Start	End	Start	End	Start	End
1	GEL	Gel, CCT Selection	2.000 K → 20.000 K	0	255	0%	100%	0	65535	0%	100%
2	GEL	Gel, Color Matching Selection	Best Color <i>Note: Color Quality Optimized</i>	0	84	0%	33%	-	-	-	-
			Brightest <i>Note: Color Brightness Optimized</i>	85	170	34%	67%	-	-	-	-
			No Color Gel	171	255	68%	100%	-	-	-	-
3	GEL	Gel, Brand	Rosco	0	127	0%	50%	-	-	-	-
			LEE Filters	128	255	51%	100%	-	-	-	-
4	GEL	Gel, Category (Brand Dependent)	Choose Gel Manufacturer on Channel 5								
			Category 1 Rosco: Color Correction LEE: Color Correction	0	50	0%	20%	-	-	-	-
			Category 2 Rosco: CalColor LEE: Color Filters	51	101	21%	39%	-	-	-	-
			Category 3 Rosco: Storaro Selection LEE: 600 Series	102	152	40%	60%	-	-	-	-
			Category 4 Rosco: Cinelux LEE: Cosmetic Filters	153	203	61%	80%	-	-	-	-
			Category 5 LEE: 700 Series	204	255	81%	100%	-	-	-	-
5	GEL	Gel	See "Gels" Table	0	255	0%	100%	-	-	-	-











Source Matching

Parameter		Parameter Name	Function	Value 8 Bit		% 8 Bit		Value 16 Bit		% 16 Bit	
				Start	End	Start	End	Start	End	Start	End
1		Category	Incandescent	0	50	0%	20%	-	-	-	-
			Fluorescent	51	101	21%	39%	-	-	-	-
			Discharge	102	152	40%	59%	-	-	-	-
			Other	153	203	60%	79%	-	-	-	-
			Reserved for Future Use	204	255	80%	100%	-	-	-	-
2		Source	See "Source" Table	0	255	0%	100%	-	-	-	-

x, y Coordinates

Parameter		Parameter Name	Function	Value 8 Bit		% 8 Bit		Value 16 Bit		% 16 Bit	
				Start	End	Start	End	Start	End	Start	End
1	X	X Coordinate	0.0 - 0.8	0	255	0%	100%	0	65535	0%	100%
2	Y	Y Coordinate	0.0 - 0.8	0	255	0%	100%	0	65535	0%	100%

Effects

Parameter		Parameter Name	Function	Value 8 Bit		% 8 Bit		Value 16 Bit		% 16 Bit	
				Start	End	Start	End	Start	End	Start	End
1		Effect Selection	No Effect	0	9	0%	4%	0	2304	0%	4%
			Party Effect	10	19	5%	7%	2305	4864	5%	7%
			Candle	20	29	8%	11%	4865	7424	8%	11%
			Clouds Passing	30	39	12%	15%	7425	9984	12%	15%
			Club Lights	40	49	16%	19%	9985	12544	16%	19%
			Cop Car	50	59	20%	23%	12545	15104	20%	23%
			Fire	60	69	24%	27%	15105	17664	24%	27%
			Fireworks	70	79	28%	31%	17665	20224	28%	31%
			Light Strobe	80	89	32%	35%	20225	22784	32%	35%
			Lightning	90	99	36%	39%	22785	25344	36%	39%
			Paparazzi	100	109	40%	43%	25345	27904	40%	43%
			Pulsing	110	119	44%	47%	27905	30464	44%	47%
			Television	120	129	48%	51%	30465	33024	48%	51%
			Explosion	130	139	52%	55%	33025	35584	52%	55%
			Fluorescent Flicker	140	149	56%	58%	35585	38144	56%	58%
			Welding	150	159	59%	62%	38145	40704	59%	62%
		Reserved for Future Use		160	255	63%	100%	40705	65535	63%	100%
2		Effect Parameter 1	See "Effects" Table	0	255	0%	100%	0	65535	0%	100%
3		Effect Parameter 2	See "Effects" Table	0	255	0%	100%	0	65535	0%	100%
4		Effect Parameter 3	See "Effects" Table	0	255	0%	100%	0	65535	0%	100%
5		Effect Parameter 4	See "Effects" Table	0	255	0%	100%	0	65535	0%	100%
6		Effect Parameter 5	See "Effects" Table	0	255	0%	100%	0	65535	0%	100%
7		Effect Parameter 6	See "Effects" Table	0	255	0%	100%	0	65535	0%	100%
8		Effect Parameter 7	See "Effects" Table	0	255	0%	100%	0	65535	0%	100%
9		Effect Parameter 8	See "Effects" Table	0	255	0%	100%	0	65535	0%	100%

**CCT Conversion**8 Bit

$$\text{DMX Value} = \frac{\text{Desired CCT} - 2000}{70.588}$$

$$\text{CCT} = (\text{DMX Value} * 70.588) + 2000$$

16 Bit

$$\text{DMX Value} = \frac{\text{Desired CCT} - 2000}{0.27466239}$$

$$\text{CCT} = (\text{DMX Value} * 0.27466239) + 2000$$

x, y Coordinate to DMX Value Conversion8 Bit

$$\text{DMX}_x = \frac{x_{\text{value}} * 255}{0.8}$$

$$\text{DMX}_y = \frac{y_{\text{value}} * 255}{0.8}$$

16 Bit

$$\text{DMX}_x = \frac{x_{\text{value}} * 65535}{0.8}$$

$$\text{DMX}_y = \frac{y_{\text{value}} * 65535}{0.8}$$

ARRI 