


**JUNIOR**



**ARRI** 

# ARRI JUNIOR SERIES



The ARRI Junior series is ideal, not only for small studios, but also for portable use. The light weight and compact size makes it a universal tool for cramped conditions without compromising efficiency or lamp life.

The classic ARRI construction of strong and rust-resistant extruded and die cast aluminium makes the Junior ideal for outdoor use.

The ARRI Junior series features:

- excellent optical performance
- high efficiency
- compact size
- robust construction
- easy operation
- easy service access
- wide range
- extensive accessories

Variants:

- 150W in-line dimmer
- 150W-650W with ERCO Track adapter
- P.O. versions of 650W-5000W
- range of options and colours available

For further information: [www.arri.com](http://www.arri.com)

## ARRI Junior 150 150W



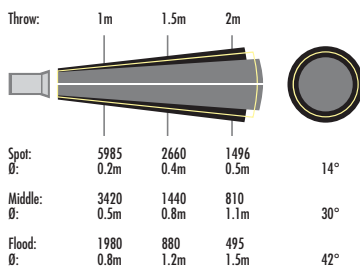
Colours:

**Manual:** L0.79360.E L0.79370.E with dimmer  
L0.79360.B L0.79370.F with switch

### Technical Data:

Size (mm): 126H x 80W x 165L  
Weight (kg): 0.7  
Lamp: 150W, 7003  
150W, A1/248  
150W, 64502  
Base: G6.35  
Lens size (mm): 50

### Light Output (lux):



### Accessories:

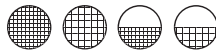
4-leaf Barndoor  
L2.79380.0



Diffuser Frame  
L2.79395.0



Scrim Set  
L9.73466.0



Snoot  
L2.79390.0



Small Kit Stand  
LS.1



## ARRI Junior 300 Plus 300W



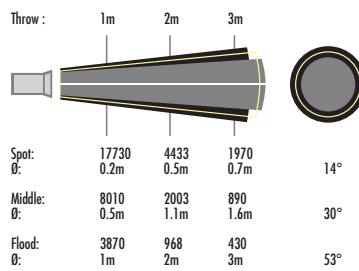
Colours:

**Manual:** L0.79200.B L0.79205.B L0.79209.B L0.79201.B

### Technical Data:

Size (mm): 184H x 140W x 159L  
Weight (kg): 1.5  
Lamp: 300W, CP81  
Base: GY9.5  
Lens size (mm): 80

### Light Output (lux):



### Accessories:

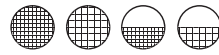
4-leaf Barndoor  
L2.79170.0



Diffuser Frame  
L2.79190.0



Scrim Set  
L9.79160.0



Snoot  
L2.79180.0



Small Kit Stand  
LS.1



## ARRI Junior 650 Plus 650W



Colours:

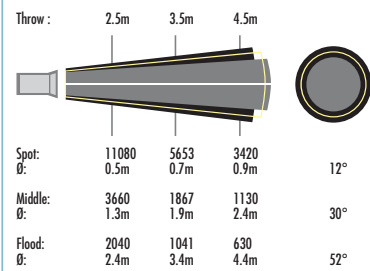
**Manual:** L0.79400.B L0.79405.B L0.79401.B

**P.O.:** L0.79400.I L0.79405.I -

### Technical Data:

Size (mm): 215H x 181W x 189L  
Weight (kg): 2.7  
Lamp: 650W, CP89  
500W, CP82  
300W, CP81  
Base: GY9.5  
Lens size (mm): 112

### Light Output (lux):



### Accessories:

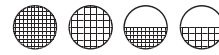
4-leaf Barndoor  
L2.79470.0



Diffuser Frame  
L2.79490.0



Scrim Set  
L9.79460.0



Snoot  
L2.79480.0



Medium Kit Stand  
LS.2



All heads come complete with 4-leaf barndoor and diffuser frame.  
1000 lux gives correct exposure for 200ASA film with aperture f4 at 24fps 1/48<sup>th</sup> sec.  
BP Biplane MP Monoplane  
Photometric data according to ESTA standards.  
Data normalised to nominal lamp lumens.

In order to maintain the highest standards, ARRI reserves the right to alter specifications without notice.  
© ARRI (GB) Ltd