

TRUE BLUE Theater Edition – ST1/2 and ST5

Specifications

- 175 mm (7") resp. 300 mm (12") Fresnel lens
- aluminium housing and yoke
- cross-cooling: horizontally and vertically working convectional cooling
- theatrical cassette - accepts barndoor or colour scroller; supports cross-cooling
- extreme tilting angle of 90° possible
- height-adjustable, dual lamp socket that accepts both G22 and G38 lamps and compensates their different LCLs (ST 1/2) only
- mirror-finished, hemispherical reflector
- laser-cut, hexagonal safety mesh, made from stainless steel
- adjustable yoke position allows for exact balancing
- clamping mechanism with disc brake
- yoke with 28 mm (1 1/8")
- cable (MAN): 3 m (10 ft.) with cord switch w/o plug
- cable (MOT): 1.5 m (5 ft.) w/o cord switch and plug
- Stegmaier-connector: cable outlet can be turned by 120° and locked – for overhead/rear outlet to suspension and for front outlet on a stand
- weight of the ST1/2: 8 kg (approx. 19 lb.)
- weight of the ST5: 16.5 kg (approx. 38 lb.)
- protection class I, IP23 rated
- CE marking, certified according to TÜV GS

A new range of theatre lampheads in True-Blue design with a firm disc-brake based clamping mechanism. Cross-cooling and an innovative, ventilated theatre cassette allow for a continuous operation even at a 90° tilting angle. Available with a nominal power of 1.000, 2.000 and 5.000 Watts.



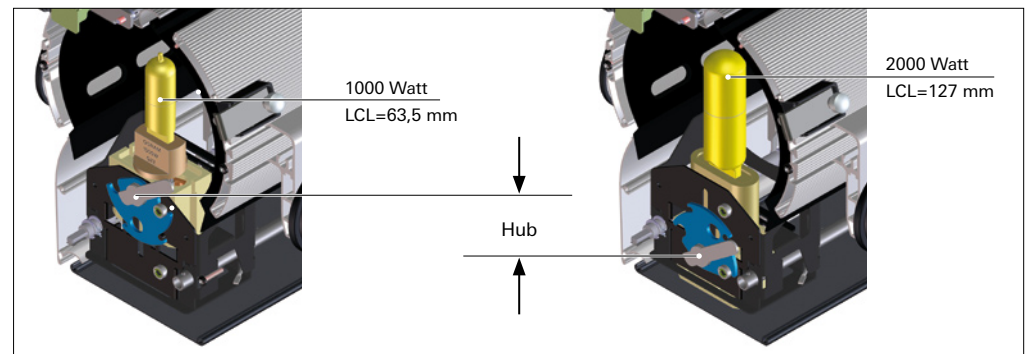
ARRI TRUE BLUE ST1/2 Theater



ARRI TRUE BLUE ST5 Theater

ST1/2: Dual lamp socket with ARRILIFT

for the use of 1.000 W (G 22) and 2.000 W (G 38) lamps



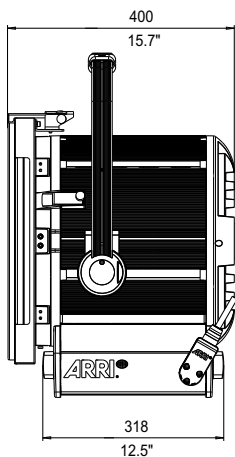
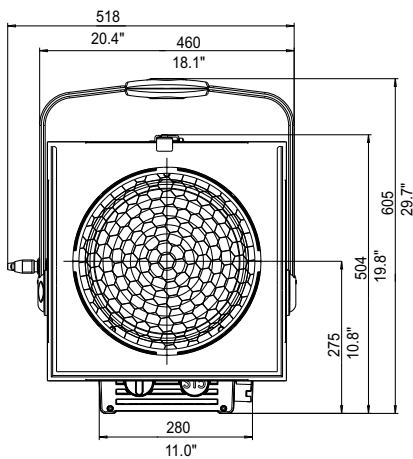
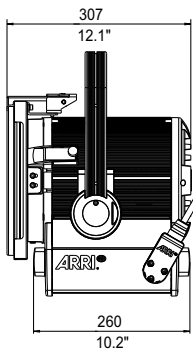
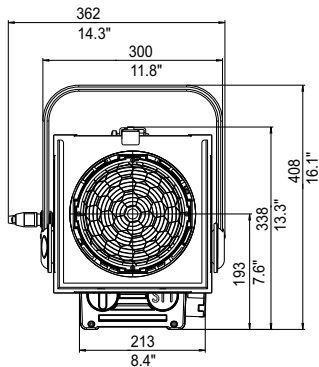
Tilting head for ST5

Allows for an easily operated tilting range of up to 60° even when using heavy front insert units like a MacVader with its 13.5 kg (approx. 31 lb.). There is no need to remove the standard yoke. The tilting head can be mounted on the base part of the ST5 without tools.



- Simple attachment at the lamphead's bottom side
- Extended tilting range of up to 60°
- Extra-strong clamping mechanism with disc brake

Technische Daten



1.000 W / 2.000 W Fresnel Lamphead for Theatres

ST1/2

Ordering Code	Description
L1.45015.B	ST1/2 Theater, MAN, black, power cable 3 m (10 ft.) with cord switch
L1.40525.B	ST1/2 Theater, MOT, black, power cable 1.5 m (5 ft.) w/o cord switch
Accessories	
L2.39870.0	4-leaf barndoor, black, 245 mm (9½ inch)
L2.39900.0	8-leaf barndoor, black, 245 mm (9½ inch)
L2.76990.0	Safety, 1 m long (3¼ ft.), 4 mm diameter (1/6 inch)
Lamps	
CP40	1.000 W 230 V G22 Monoplan
CP71	1.000 W 230 V G22 Biplan
CP41	2.000 W 230 V G38 Monoplan
CP73	2.000 W 230 V G38 Biplan

5.000 W Fresnel Lamphead for Theatres

ST5

Ordering Code	Description
L1.41015.B	ST5 Theater, MAN, black, power cable 3 m (10 ft.) with cord switch
L1.41025.B	ST5 Theater, MOT, black, power cable 1.5 m (5 ft.) w/o cord switch
Accessories	
L2.41200.0	4-leaf barndoor, black, 413 mm (16¼ inch)
L2.41210.0	8-leaf barndoor, black, 413 mm (16¼ inch)
L2.43055.0	Tilting head for stand operation for ST5
L2.76990.0	Safety cable, 1 m long (3¼ ft.), 4 mm diameter (1/6 inch)
Lampen	
CP29	5.000 W 230 V G38 Monoplan
CP85	5.000 W 230 V G38 Biplan